

Region 29

2019-20

Core Performance Indicator (CPI) Data

By School District

Total Enrollment: 13,020

Enrollees: 1,513

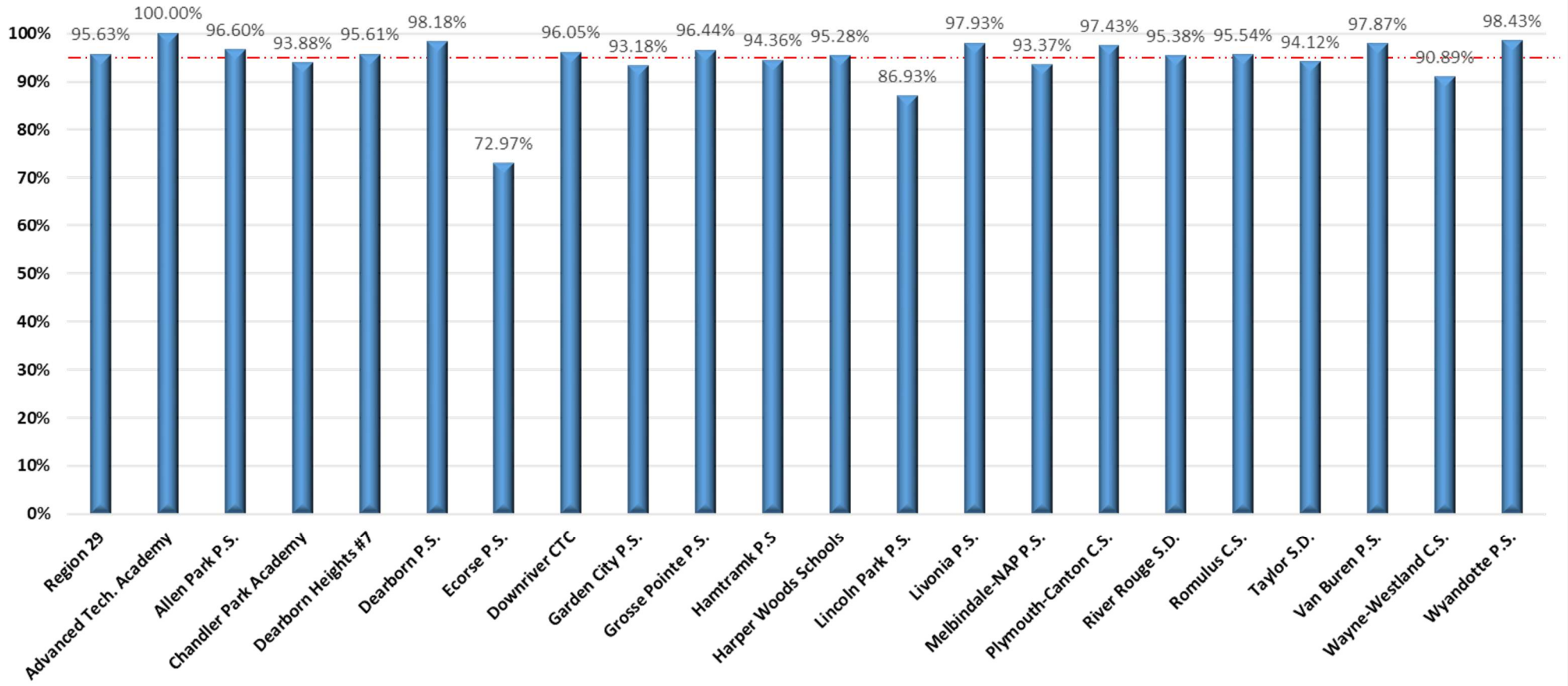
Participants: 4,433

Concentrators: 1,473

Completers: 5,601

1S1 - 4-Year Graduation Rate Performance

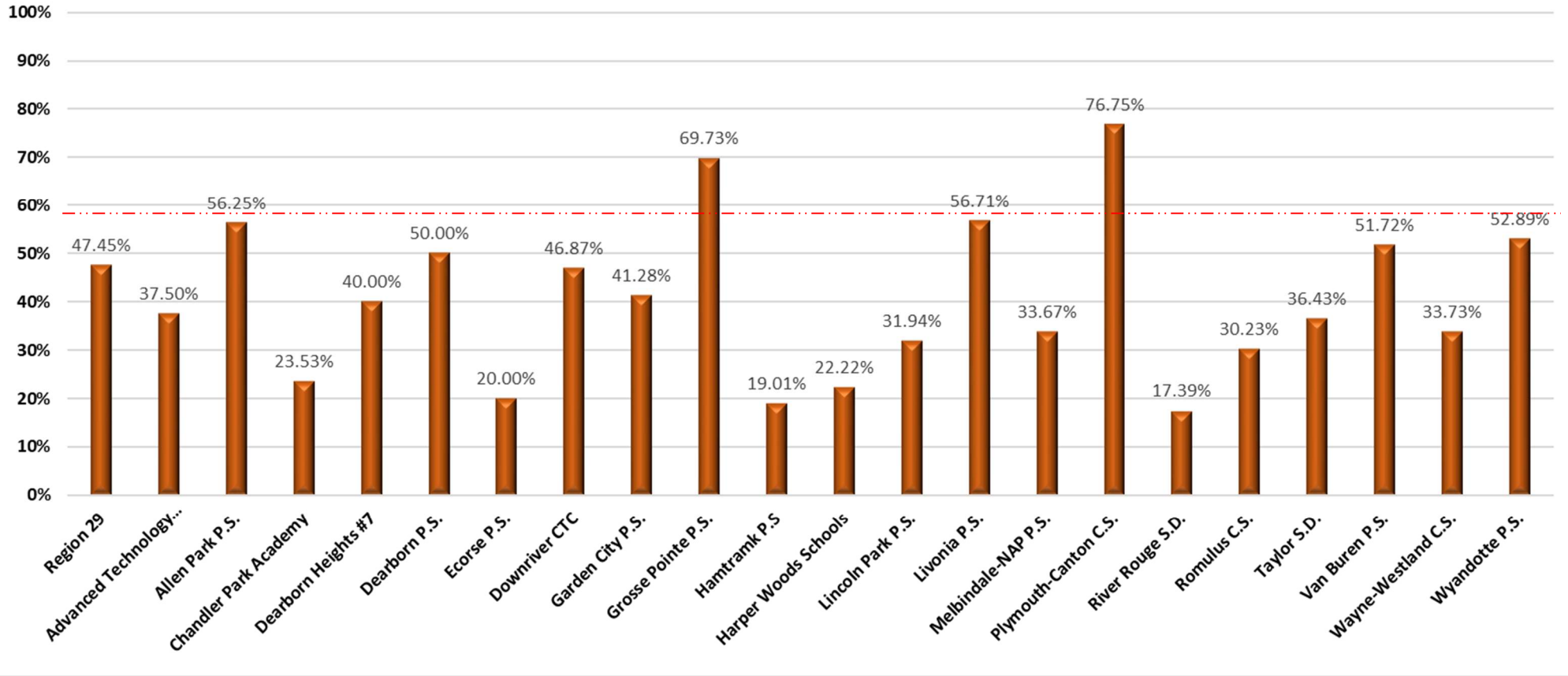
State Requirement 95%



1S1	Region 29	Advanced Tech Acad.	Allen Park P.S.	Chandler Park Acad.	Dearborn Heights #7	Dearborn P.S.	Ecorse P.S.	Downriver CTC	Garden City P.S.	Grosse Pointe P.S.	Hamtramck P.S.	Harper Woods S.D.	Lincoln Park P.S.	Livonia P.S.	Melvindale-NAP P.S.	Plymouth-Canton C.S.	River Rouge S.D.	Romulus C.S.	Taylor S.D.	Van Buren P.S.	Wayne-Westland	Wyandotte P.S.
* = Data provided is too low assure confidentiality																						
Numerator	5055	*	88	46	109	216	27	851	123	434	184	121	133	662	155	720	62	107	160	46	429	188
Denominator	5286	*	91	49	114	220	37	886	132	450	195	127	153	676	166	739	65	112	170	47	472	191

2S1 - Proficiency in Reading Language Arts Performance

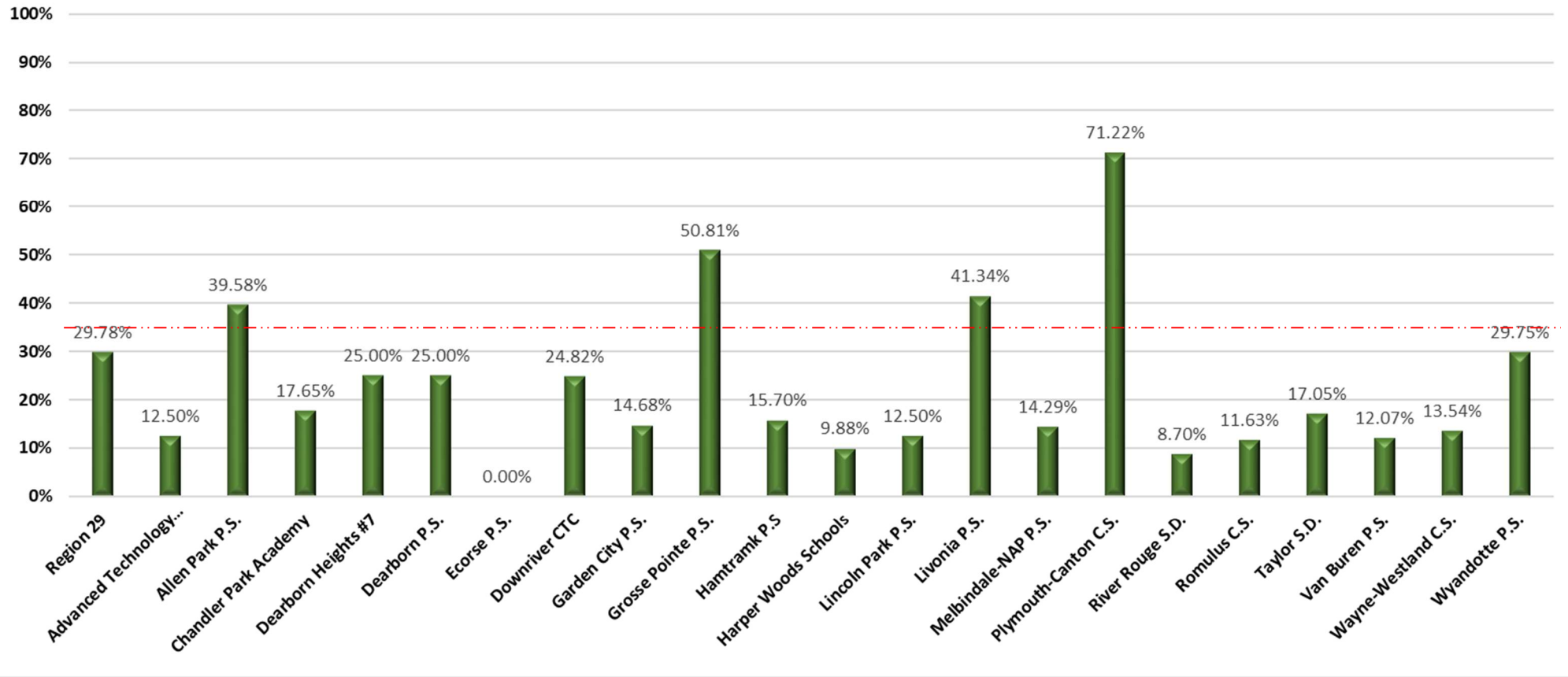
State Requirement 58%



2S1	Region 29	Advanced Tech Acad.	Allen Park P.S.	Chandler Park Acad.	Dearborn Heights #7	Dearborn P.S.	Ecorse P.S.	Downriver CTC	Garden City P.S.	Grosse Pointe P.S.	Hamtramck P.S.	Harper Woods S.D.	Lincoln Park P.S.	Livonia P.S.	Melvindale-NAP P.S.	Plymouth-Canton C.S.	River Rouge S.D.	Romulus C.S.	Taylor S.D.	Van Buren P.S.	Wayne-Westland	Wyandotte P.S.
* = Data provided is too low assure confidentiality																						
Numerator	1416	*	27	*	16	*	*	262	45	129	23	18	23	321	33	208	*	13	47	30	142	64
Denominator	2984	*	48	*	40	*	*	559	109	185	121	81	72	566	98	271	*	43	129	58	421	121

2S2 - Proficiency in Mathematics Performance

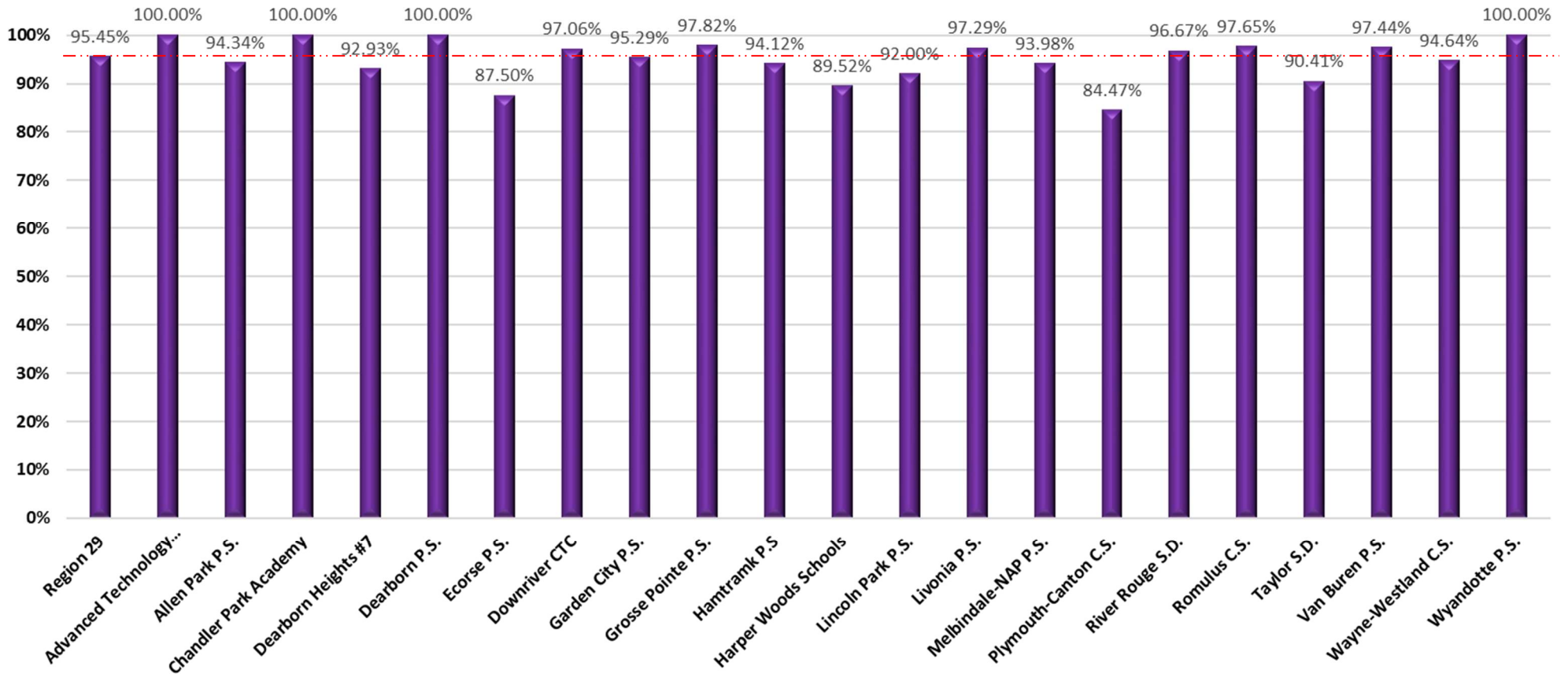
State Requirement 34%



2S2	Region 29	Advanced Tech Acad.	Allen Park P.S.	Chandler Park Acad.	Dearborn Heights #7	Dearborn P.S.	Ecorse P.S.	Downriver CTC	Garden City P.S.	Grosse Pointe P.S.	Hamtramck P.S.	Harper Woods S.D.	Lincoln Park P.S.	Livonia P.S.	Melvindale-NAP P.S.	Plymouth-Canton C.S.	River Rouge S.D.	Romulus C.S.	Taylor S.D.	Van Buren P.S.	Wayne-Westland	Wyandotte P.S.
* = Data provided is too low assure confidentiality N/P = No data provided																						
Numerator	889	*	19	*	*	*	N/P	139	16	94	19	*	*	234	14	193	*	*	22	*	57	36
Denominator	2985	*	48	*	*	*	*	560	109	185	121	*	*	566	98	271	*	*	129	*	421	121

3S1 - Post-Program Placement Performance

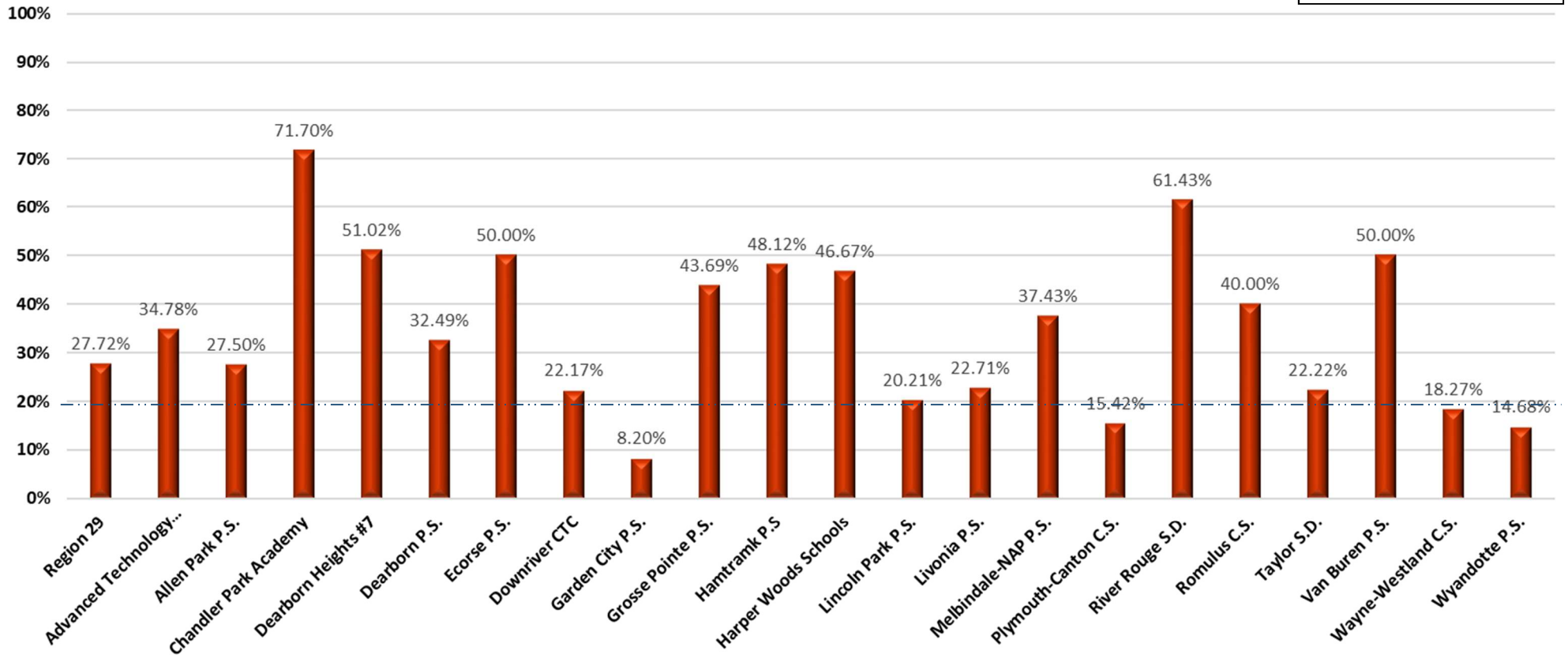
State Requirement 95%



3S1	Region 29	Advanced Tech Acad.	Allen Park P.S.	Chandler Park Acad.	Dearborn Heights #7	Dearborn P.S.	Ecorse P.S.	Downriver CTC	Garden City P.S.	Grosse Pointe P.S.	Hamtramck P.S.	Harper Woods S.D.	Lincoln Park P.S.	Livonia P.S.	Melvindale-NAP P.S.	Plymouth-Canton C.S.	River Rouge S.D.	Romulus C.S.	Taylor S.D.	Van Buren P.S.	Wayne-Westland	Wyandotte P.S.
Numerator	3312	*	50	25	92	147	21	793	81	224	144	111	69	467	156	174	58	83	66	38	300	124
Denominator	3470	*	53	25	99	147	24	817	85	229	153	124	75	480	166	206	60	85	73	39	317	124

4S1 - Nontraditional Program Concentration Performance

State Requirement 19%



4S1	Region 29	Advanced Tech Acad.	Allen Park P.S.	Chandler Park Acad.	Dearborn Heights #7	Dearborn P.S.	Ecorse P.S.	Downriver CTC	Garden City P.S.	Grosse Pointe P.S.	Hamtramck P.S.	Harper Woods S.D.	Lincoln Park P.S.	Livonia P.S.	Melvindale-NAP P.S.	Plymouth-Canton C.S.	River Rouge S.D.	Romulus C.S.	Taylor S.D.	Van Buren P.S.	Wayne-Westland	Wyandotte P.S.
* = Data provided is too low assure confidentiality																						
Numerator	1226	*	22	38	25	129	*	221	*	180	64	42	19	139	70	31	43	*	38	*	118	16
Denominator	4423	*	80	53	49	397	*	997	*	412	133	90	94	612	187	201	70	*	171	*	646	109