

Region 29

2020-21

Core Performance Indicator (CPI) Data

By School District

Total Enrollment: 12,190

Enrollees: 2,001

Participants: 3,518

Concentrators: 1,423

Completers: 5,248

Region 29 Core Performance Indicator (CPI) Data by District

2020-21 Data

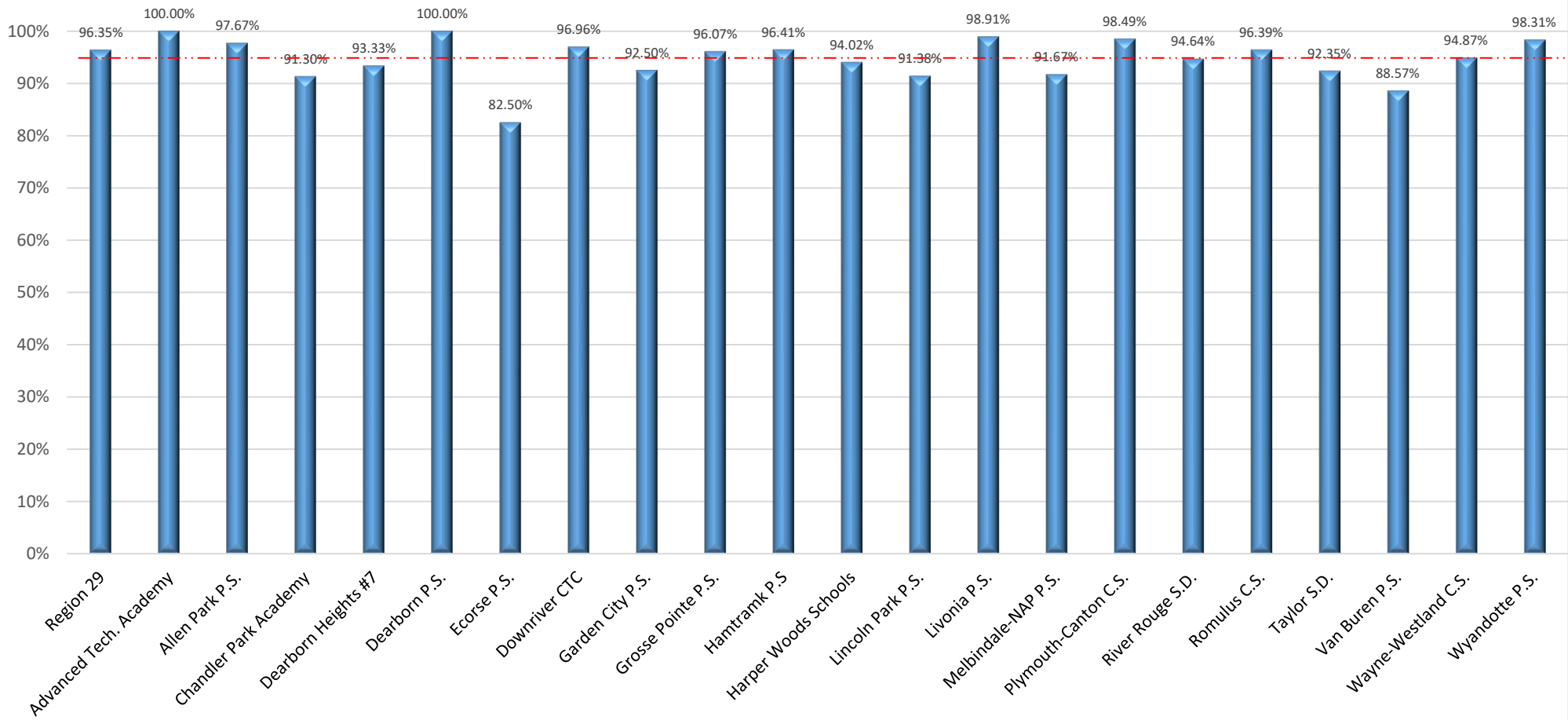
CPI	Measure
1S1	4-Year Graduation Rate <ul style="list-style-type: none"> • CTE concentrators who were part of the 4-year cohort • CTE concentrators who graduated during the reporting year • The same as ESSA four-year cohort graduation rate measure
2S1	Academic Proficiency in Reading/Language Arts <ul style="list-style-type: none"> • CTE concentrators who have taken the ESSA assessments and left school during reporting year • Achieved proficiency in Every Student Succeeds Act (ESSA) academic assessment
2S2	Academic Proficiency in Mathematics <ul style="list-style-type: none"> • CTE concentrators who have taken the ESSA assessments and left school during reporting year • Achieved proficiency in Every Student Succeeds Act (ESSA) academic assessment
2S3	Academic Proficiency in Science <ul style="list-style-type: none"> • CTE concentrators who have taken the ESSA assessments and left school during reporting year • Achieved proficiency in Every Student Succeeds Act (ESSA) academic assessment
3S1	Post-Program Placement <ul style="list-style-type: none"> • CTE concentrators who responded to the follow-up survey and left school during the reporting year. • In a placement 2nd quarter after existing high school <ul style="list-style-type: none"> ○ Postsecondary Education/Advanced Training ○ Employment ○ Military Service ○ National and Community Service Programs ○ Peace Corps Volunteers
4S1	Nontraditional Program Concentration <ul style="list-style-type: none"> • CTE concentrators in a CTE program that leads to a nontraditional field • Underrepresented gender groups in nontraditional CTE Programs
5S1	Program Quality – Attained Recognized Postsecondary Credential <ul style="list-style-type: none"> • CTE concentrators who graduated from high school during the reporting year • Having attained a recognized postsecondary credential <ul style="list-style-type: none"> ○ Approved Credentials for 2020-21 ○ Postsecondary awards for 2020-21

Total Enrollment: 12,190 Enrollees: 2,001 Participants: 3,518 Concentrator: 1,423 Completers: 5,248

	1S1	2S1	2S2	2S3	3S1	4S1	5S1
State Required Percentages	95.0%	Waived	Waived	Waived	95.0%	19.0%	3.0%
Region 29 Student Performance	96.35%	N/A	N/A	N/A	91.94%	28.41%	0.61%
	4916				3778	1132	31
	5102				4109	3985	5049

State Requirement 95%

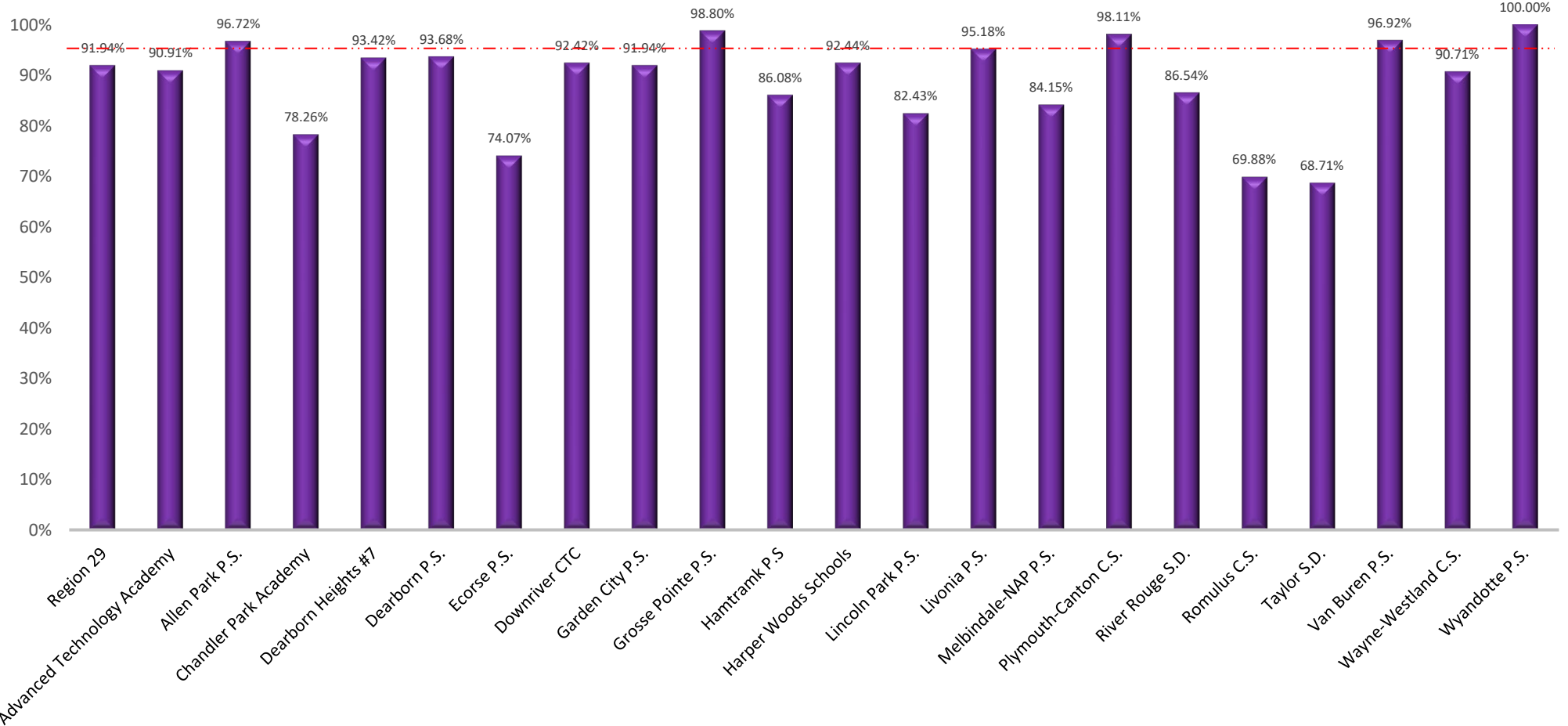
1S1 - 4-Year Graduation Rate Performance



1S1	Region 29	Advanced Tech Acad.	Allen Park P.S.	Chandler Park Acad.	Dearborn Heights #7	Dearborn P.S.	Ecorse P.S.	Downriver CTC	Garden City P.S.	Grosse Pointe P.S.	Hamtramck P.S.	Harper Woods S.D.	Lincoln Park P.S.	Livonia P.S.	Melvindale-NAP P.S.	Plymouth-Canton C.S.	River Rouge S.D.	Romulus C.S.	Taylor S.D.	Van Buren P.S.	Wayne-Westland	Wyandotte P.S.
Numerator	4916	13	84	42	98	217	33	829	148	367	161	110	106	726	154	587	53	80	169	62	518	175
Denominator	5102	13	86	46	105	217	40	855	160	382	167	117	116	734	168	596	56	83	183	70	546	178

3S1 - Post Program Placement Performance

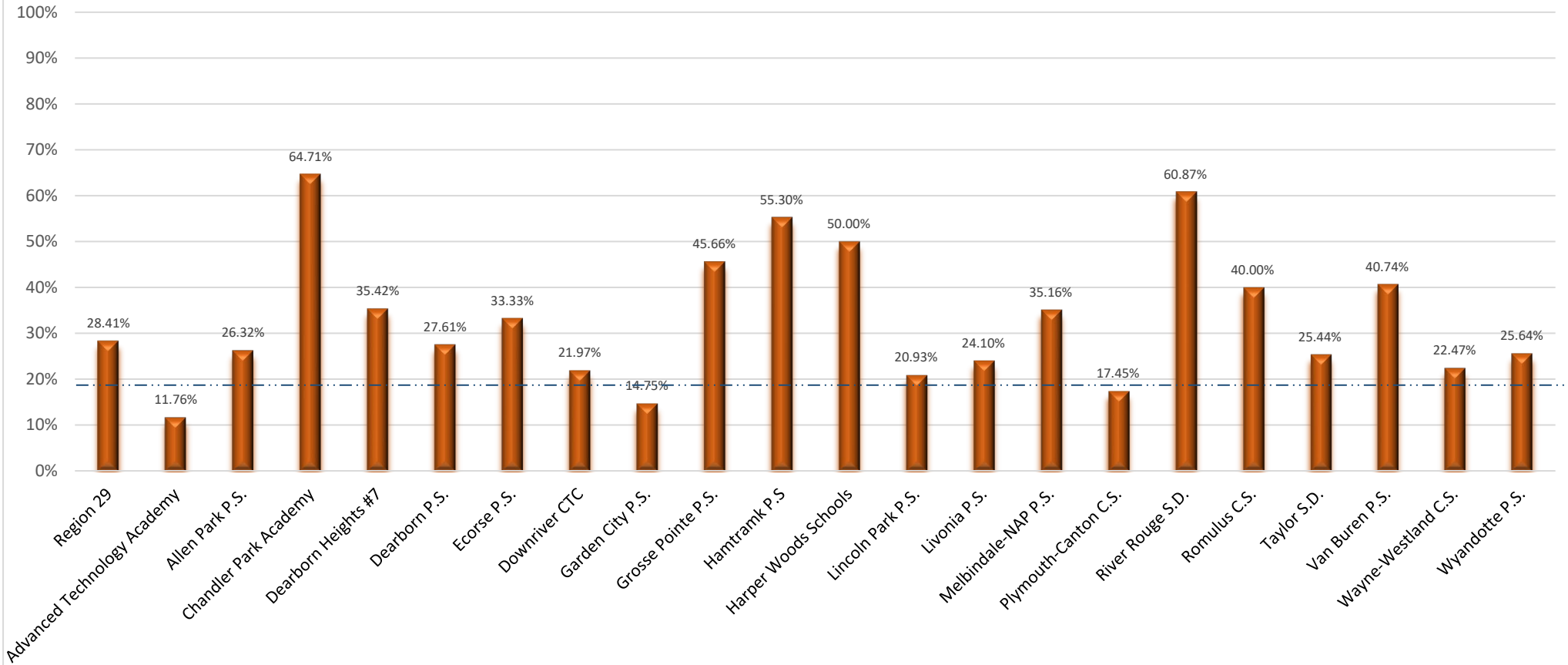
State Requirement 95%



3S1	Region 29	Advanced Tech Acad.	Allen Park P.S.	Chandler Park Acad.	Dearborn Heights #7	Dearborn P.S.	Ecorse P.S.	Downriver CTC	Garden City P.S.	Grosse Pointe P.S.	Hamtramck P.S.	Harper Woods S.D.	Lincoln Park P.S.	Livonia P.S.	Melvindale-NAP P.S.	Plymouth-Canton C.S.	River Rouge S.D.	Romulus C.S.	Taylor S.D.	Van Buren P.S.	Wayne-Westland	Wyandotte P.S.
Numerator	3778	10	59	18	71	178	20	695	57	248	136	110	61	573	138	518	45	58	112	63	381	165
Denominator	4109	11	61	23	76	190	27	752	62	251	158	119	74	602	164	528	52	83	163	65	420	165

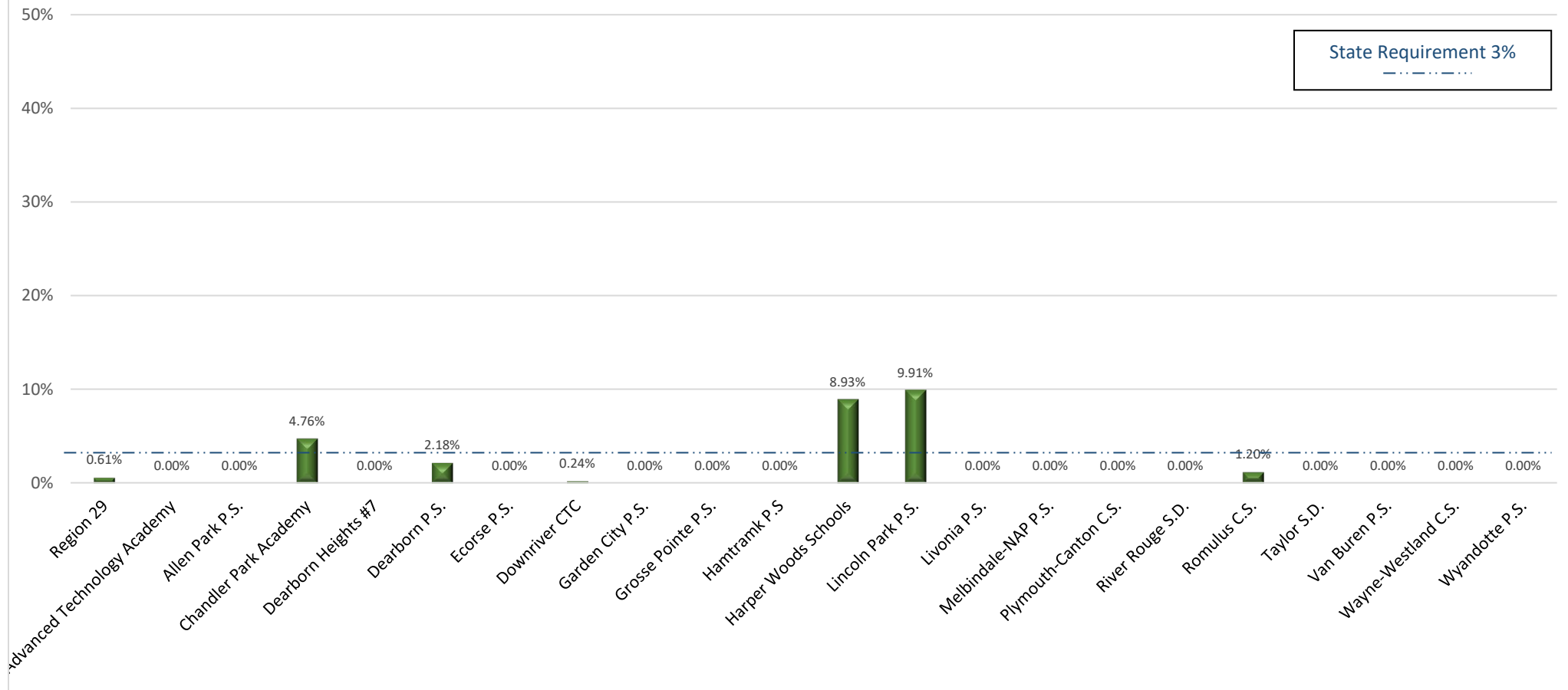
4S1 - Nontraditional Program Concentration Performance

State Requirement 19%



4S1	Region 29	Advanced Tech Acad.	Allen Park P.S.	Chandler Park Acad.	Dearborn Heights #7	Dearborn P.S.	Ecorse P.S.	Downriver CTC	Garden City P.S.	Grosse Pointe P.S.	Hamtramck P.S.	Harper Woods S.D.	Lincoln Park P.S.	Livonia P.S.	Melvindale-NAP P.S.	Plymouth-Canton C.S.	River Rouge S.D.	Romulus C.S.	Taylor S.D.	Van Buren P.S.	Wayne-Westland	Wyandotte P.S.
* = Data provided is too low assure confidentiality																						
Numerator	1132	*	20	33	17	103	13	183	*	158	73	21	18	120	64	41	28	19	29	11	140	30
Denominator	3985	17	76	51	48	373	39	833	61	346	132	42	86	498	182	235	46	39	114	27	623	117

5S1 - Program Quality – Attained Recognized Postsecondary Credential Performance



5S1	Region 29	Advanced Tech Acad.	Allen Park P.S.	Chandler Park Acad.	Dearborn Heights #7	Dearborn P.S.	Ecorse P.S.	Downriver CTC	Garden City P.S.	Grosse Pointe P.S.	Hamtramck P.S.	Harper Woods S.D.	Lincoln Park P.S.	Livonia P.S.	Melvindale-NAP P.S.	Plymouth-Canton C.S.	River Rouge S.D.	Romulus C.S.	Taylor S.D.	Van Buren P.S.	Wayne-Westland	Wyandotte P.S.
* = Data provided is too low assure confidentiality N/P = Data was not provided																						
Numerator	31	N/P	N/P	*	N/P	*	N/P	*	N/P	N/P	N/P	10	11	N/P	N/P	N/P	N/P	*	N/P	N/P	N/P	N/P
Denominator	5049	13	86	42	101	229	35	848	149	374	174	112	111	743	160	589	57	83	171	67	542	179