

RESEARCH SUMMARY APRIL 2014

Preventable Failure

Improvements in Long-Term Outcomes when High Schools Focused on the Ninth Grade Year



Melissa Roderick, Thomas Kelley-Kemple, David W. Johnson, and Nicole O. Beechum.

PREVENTABLE FAILURE: IMPROVEMENTS IN LONG-TERM OUTCOMES WHEN HIGH SCHOOLS FOCUSED ON THE NINTH GRADE YEAR

Research Summary

In 2007, spurred by University of Chicago Consortium on Chicago School Research (UChicago CCSR) research reports, leadership at the Chicago Public Schools (CPS) began a new targeted approach to reducing course failure in the ninth grade. The research suggested that the transition between eighth and ninth grade played a critical role in shaping students' long-term outcomes, and demonstrated that students' attendance and course performance in the ninth grade year were highly predictive of high school dropout. Schools across Chicago initiated new strategies to improve that transition, making use of new data reports for monitoring and supporting students in real time, as well as ninth grade coordinators, and summer transition programs. On its face this does not seem like an approach that would produce a system shift in performance, redefine approaches to school dropout, and call into question the conventional wisdom that urban neighborhood high schools could not make radical improvements. And yet CPS's focus on on-track achieved all of this. It moved an entire system, including many traditional neighborhood high schools that had been condemned as dropout factories. This is a summary of an upcoming UChicago CCSR research report that examines the dramatic improvements in the number of CPS ninth-graders who were on-track to graduation and the impact these improvements had on students' long-term outcomes.

Developing effective approaches to reducing dropout rates is one of the highest priorities in education today. Despite weak economic prospects for young adults without high school diplomas,¹ one-fourth of adolescents in the United States still do not make it to graduation.² Graduation rates in urban districts are particularly low.³ Furthermore, gaps in educational attainment by income have actually grown in recent decades.⁴ A focus on high school graduation could help reverse this trend. In fact, a recent report by RAND on the minority attainment gap concluded that among the available policy options for increasing educational attainment, equalizing high school graduation rates between white and Hispanic and white and African American students would have the

highest cost-benefit ratio of any strategy.⁵

Urban educators are under increasing pressure to increase high school graduation rates, while simultaneously raising student achievement for all students. However, educators are seldom provided with concrete guidance on what they could do that would make an immediate difference in the success of their students. For example, principals reading the Institute for Education Science's (IES) What Works Clearinghouse (WWC) report on dropout prevention—intended to summarize best practices and identify programs with strong evidence of effects—would find that most of the dropout prevention programs provide little guidance of how to systematically improve their school practices.

The majority of the seven interventions with evidence of positive effects are alternative schools, whole school change models, or after school programs. None of these approaches provides a principal with any strategies that they could use in the management of schools or with their teachers, short of buying a special program. One practice that the WWC report recommends, but for which there was yet little evidence when it was written, is that schools use data systems to accurately diagnose their dropout rates and identify students at risk of dropping out. This practice was adopted by Chicago schools; in 2008 schools started using data reports to identify students at risk of dropping out in ninth grade.

Dropout Prevention and the On-Track Indicator

Over the past several years, CPS has developed a targeted approach to dropout prevention focused on improving students' ninth grade course performance. The approach stems largely from a series of studies published by UChicago CCSR researchers that narrowed down the myriad factors contributing to dropout to a single, manageable intervention point: the ninth grade transition. These studies found that as students transition to high school, their grades, attendance, and engagement in school decline markedly. Course failure becomes common, even among students with strong grades and test scores in eighth grade. These studies have strongly suggested that if adolescents can make the transition to high school effectively, they will be more likely to progress in subsequent grades and ultimately graduate from high school on time.

In Chicago, much of the work on ninth grade coalesced around the “on-track” indicator, developed by UChicago CCSR in the late 1990s. The on-track indicator provides a simple quantitative measure of whether ninth-graders are making adequate progress to graduation based on their credit completion and course failures. Specifically, a student is considered “on-track” if she has enough credits to be promoted to tenth grade and had earned no more than one semester F in a core course. Students who end their ninth grade year on-track are almost four times more likely to graduate from high school than those who are off-track. In fact, a student's on-track status is more predictive of high school graduation than their race/ethnicity, level of

DEFINITION OF ON-TRACK

A student is considered “on-track” to graduate if he or she earns at least five full-year course credits (ten semester credits) and no more than one semester F in a core course (English, math, science, or social science) in their first year of high school.

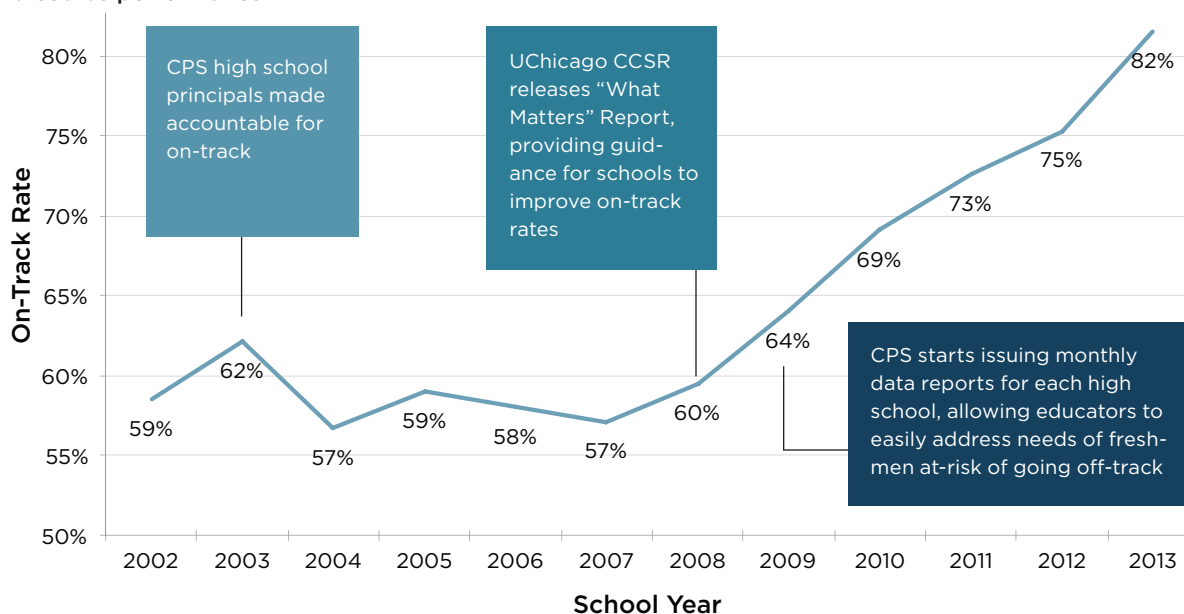
poverty, or test scores. The on-track indicator focused attention on a key developmental transition with a quantitative measure that could be easily calculated, monitored, and ultimately acted and improved upon.

In 2007, following the release of a key report by UChicago CCSR on strategies affecting on-track rates, the district began a major initiative that promoted the use of data to identify students' level of dropout risk in high school and intervene before students fell too far behind. One of the key features of this initiative was the development of data reports that allowed high school administrators and teachers to monitor student performance in real time and identify students at risk. High schools were given substantial flexibility in how they used these data. The range of strategies and approaches developed around these data at both the district and high school levels is one of the most distinctive features of the effort.

The effort appears to have paid substantial dividends: between 2007 and 2013, the CPS on-track rate rose 25 percentage points, from 57 to 82 percent (see **Figure 1**). This represents an estimated 6,900 additional students who finish ninth grade each year without significant course failures and with sufficient credits to earn sophomore standing. Importantly, these improvements occurred across all racial/ethnic groups, among both males and females, and across all levels of incoming achievement. And yet, when these efforts were initiated, it was not known whether improvements in on-track rates would, in fact, pay dividends in terms of graduation rates and improved performance in subsequent years.

FIGURE 1

Ninth grade on-track rates improved most when schools acted on real time data about student absences and course performance.



Note: This figure represents first-time freshmen who are not receiving special education services and are not enrolled in a charter or alternative school.

On-track rates are up, but did efforts to improve ninth grade on-track rates actually lead to higher graduation rates?

Chicago's efforts to improve student performance in ninth grade convincingly demonstrate that high schools can affect whether students fail ninth grade courses and are on- or off-track. What educators could not know when they started their work was whether getting more ninth graders on-track would subsequently improve those students' likelihood of graduating high school on time or their performance in subsequent grades. If, for example, the on-track indicator simply identified those students who enter ninth grade disengaged or with very low skills—the students who are most likely to struggle throughout high school—then we would not expect rising ninth grade on-track rates to carry over into improved performance in later grades since those problems would still plague students in later years.

There was good reason to believe that reducing course failure in ninth grade would improve students' chances

of graduating from high schools, given the strength of the relationship between ninth grade performance and eventual graduation. But there were also reasonable concerns that these efforts to reduce course failures in ninth grade might be misguided—that raising on-track rates may only be kicking the can down the road by delaying the onset of academic problems until later in students' high school careers, and ultimately creating incentives for high schools to simply promote unqualified students. There have also been questions raised about whether the inclusion of on-track in CPS's accountability system has led teachers to game the system, turning F's into D's or focusing on preventing students with only one F from failing additional courses.

In addition, policymakers and educators often express the concern that there may be unintended consequences of these efforts. One concern is that schools may pay a price for increasing on-track rates in the form of lower test scores caused by keeping lower-performing or academically vulnerable students in school longer. Second, at a time when districts across the country are emphasizing the importance of college readiness,

there has been concern that efforts aimed explicitly at mitigating course failure in ninth grade may send the wrong message to students and teachers alike that just passing classes is enough, thus undermining a focus on college readiness. Finally, there have been doubts about whether these fairly low-cost efforts could do much to change outcomes in schools where so few students graduated that the schools were called “dropout factories,” or among African American and Latino males whose graduation rates were under 50 percent.

Much of the debate rests on legitimate concerns that can be formulated as testable propositions. By comparing consecutive cohorts as they move from ninth grade into subsequent grades, we can test these concerns empirically. For example, if an increase in a high school’s on-track rate means that more of its students have been set on a path towards graduation, then we would expect to observe increases in that ninth grade cohort’s performance in tenth, eleventh, and twelfth grade, culminating in a higher graduation rate among those students. If, however, off-track status is simply a marker of students who enter ninth grade disengaged or with very low skills, then we would expect students to fail in later grades, once they are no longer getting the additional attention aimed at ninth-graders. We can use the same approach to ask whether there is evidence that efforts to raise on-track rates in ninth grade led teachers to turn Fs into Ds, simply passing along failing students to the next grade.

Improvements in ninth grade on-track rates led to higher graduation rates and better academic outcomes for students

The dramatic improvements in on-track rates in Chicago provide an opportunity to answer these questions. A subset of 20 high schools showed substantial improvements in on-track rates as early as 2008 and 2009, so that sufficient time has elapsed to allow us to explore whether increases in ninth grade on-track rates have produced increases in high school graduation rates downstream. The report separately examines two groups of schools: 1) primary movers, three schools (Juarez, Kenwood, and Steinmetz) that showed large improvements in on-track rates in 2008; and secondary movers, 17 additional schools that showed improvements in 2009. Other high schools showed improvements in subsequent years, but the 20 schools are the focus of the study since they improved ninth grade on-track rates early enough to examine changes in four-year graduation rates as of 2013.

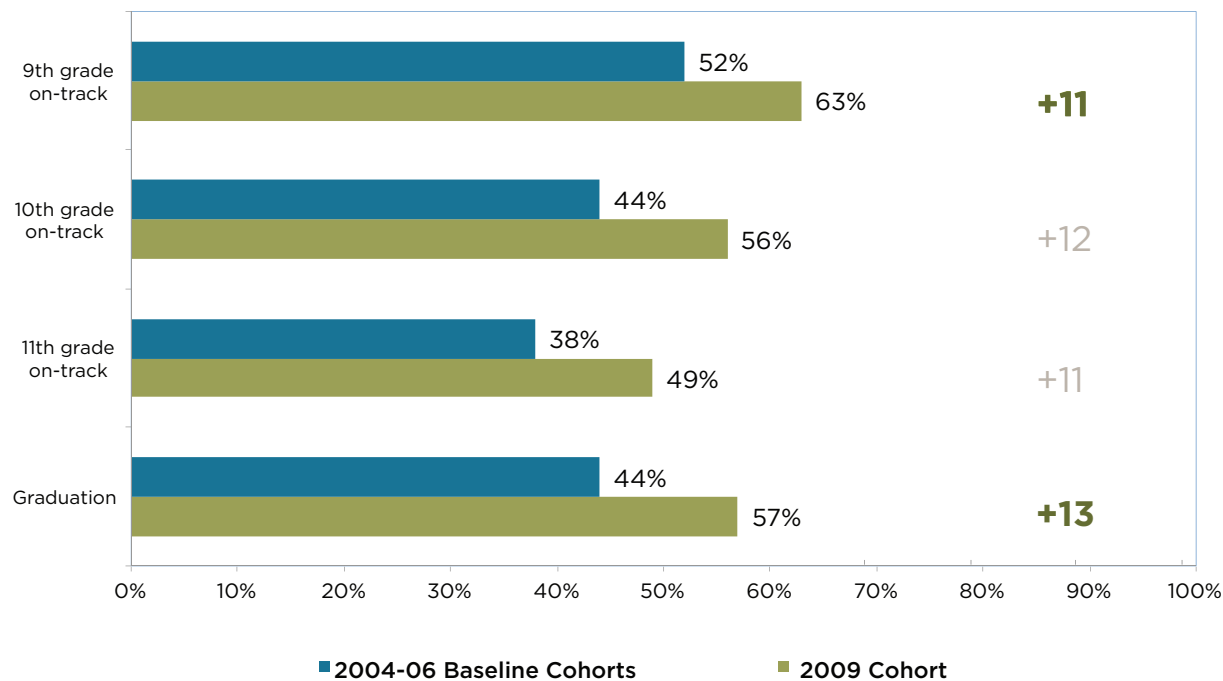
Key Findings

Improvements in ninth grade on-track at early-mover schools were sustained in tenth and eleventh grade and followed by a large increase in graduation rates.

All three primary mover schools increased their on-track rates by at least 10 percentage points in 2008, compared with the prior three years. The following year, the relationship between ninth grade on-track and tenth grade performance remained the same for those students as in prior years, even though many more freshman were now ending the year on-track. In 2011, after those students were in school for four years, graduation rates jumped at all three schools, with increases that ranged from eight to 20 percentage points. Among secondary movers, on-track rates increased, on average, by 11 percentage points in 2009, compared with the baseline cohorts; in 2012, on average, graduation rates at these schools jumped by 13 percentage points (see **Figure 2**). These graduation rate improvements among the early movers cannot be attributed to changes in the incoming characteristics of

FIGURE 2

In secondary mover schools, increases in 9th grade on-track rates persisted as that cohort progressed through high school.



Note: This figure represents first-time freshmen at secondary mover schools without a special education status. Years refer to the spring of the school year.

students; incoming achievement levels (e.g., eighth grade test scores) were not significantly better than in prior cohorts. Rather, there is a strong relationship between the initial increase in ninth grade on-track rates and improved outcomes four years later.

Between 2005 and 2013, improvements in ninth grade on-track rates across the district were dramatic, sustained, and observed across a wide range of high schools and among critical subgroups—by race, by gender and across achievement levels. The benefits of getting on-track were greatest for students with the lowest incoming skills (see Table 1). Students with incoming EXPLORE scores less than 12—the bottom quartile of CPS students—had a 24.5 percentage point increase in their on-track rates. On-track rates improved more among African American males than among any other racial/ethnic gender subgroup, rising from 43 percent in 2005 to 71 percent in 2013.

Furthermore, in all but one early mover schools, the improvements in ninth grade on-track rates continued to improve among subsequent cohorts (see Figure 3).

On-track rates improved more among African American males than among any other racial/ethnic gender subgroup, rising from 43 percent in 2005 to 71 percent in 2013.

In later years, more schools showed improvements in ninth grade on-track rates and citywide on-track rates have continued to improve. In 2005, on-track rates varied widely across high schools; by 2013 only a handful of schools had on-track rates under 70 percent (see Figure 4). System shifts – large, consistent improvements that create lasting change across subgroups and considerably reduce variation in outcomes across schools – are rare in education. This is a one of those rare cases.

TABLE 1

On-track rates improved for all groups of CPS students, but African American males improved the most.

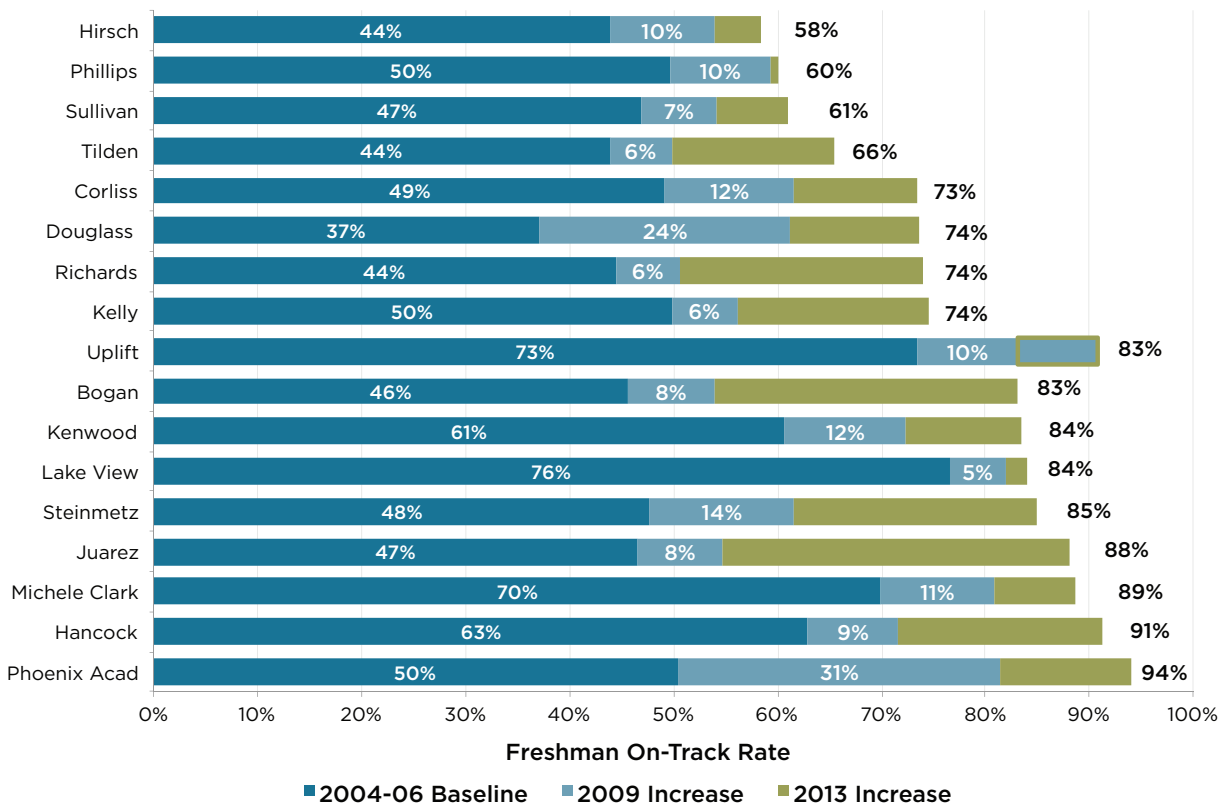
	Percent of entering class	2005 On-Track Rate	2013 On-Track Rate	Change
On-Track Rates by Race/Ethnicity and Gender				
African American Males	19%	43.1%	71.4%	+28.3
African American Females	21%	61.2%	82.3%	+21.1
Latino Males	25%	52.1%	77.4%	+25.3
Latina Females	24%	66.4%	85.6%	+19.2
White Males	5%	66.8%	87.2%	+20.4
White Females	5%	79.6%	93.1%	+13.5
On-Track Rates by EXPLORE Categories				
<12	12%	41.6%	66.1%	+24.5
12-13	20%	52.8%	71.2%	+18.4
14-16	32%	68.8%	86.3%	+17.5
17+	30%	84.6%	94.9%	+10.3

Note: This figure represents first time freshmen not in charter or alternative schools without a special education status. Years refer to the spring of the school year. Entering class compositions are of the 2013 class. Approximately 7% of freshmen are missing EXPLORE scores and are not included in EXPLORE sub-groups.

6

FIGURE 3

Almost all primary and secondary mover schools continued to improve through 2013



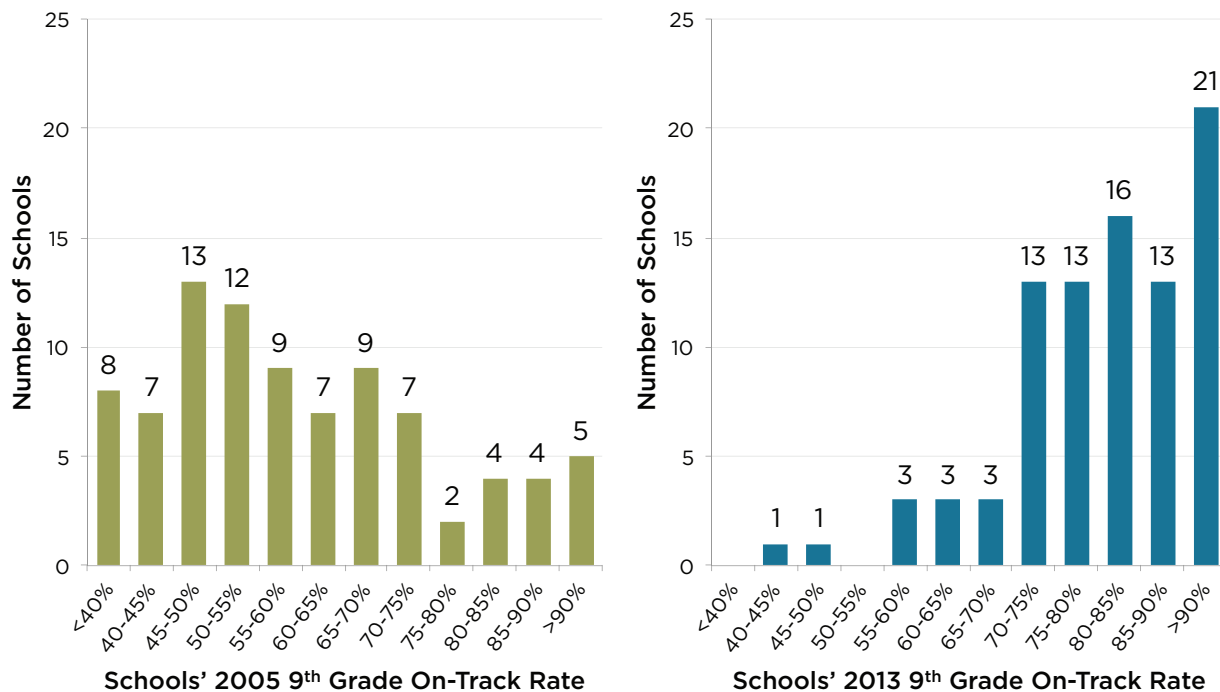
Note: This figure represents first-time freshmen who are not receiving special education services and are not enrolled in a charter or alternative school. Years refer to the spring of the school year. Three secondary mover schools, Chicago Discovery, School of Entrepreneurship, and School of the Arts closed after 2009 and are not shown.

Improvements in on-track were accompanied by across-the-board improvements in grades. On-track improvement was not just a result of teachers giving students a grade of “D” instead of an “F.” Grades improved at all ends of the achievement spectrum. In the 17 secondary-mover schools, there was a 10 percentage point increase in the proportion of freshmen with B’s or better and a 12 percentage point increase in the percentage of students with no F’s. The portion of students with D’s or F’s declined significantly, from 33 to 22 percent, while the percentage of students with B’s or better increased from 28 to 37 percent. Thus, there is little evidence, on average, that the increase in on-track rates in these schools was driven by simply focusing on turning F’s into D’s or on trying to move students at the margins.

Increasing ninth grade on-track rates did not negatively affect high schools’ average ACT scores—despite the fact that many more students with weaker incoming skills made it to junior year to take the test. ACT scores remained very close to what they were before on-track rates improved, which means that the average growth from EXPLORE to ACT remained the same or increased, even though more students—including many students with weaker incoming skills—were taking the ACT.

FIGURE 4

While only 22 high schools had on-track rates above 70% in 2005, by 2013, nearly 90% of high schools had on-track rates that high.



Note: This figure represents first-time freshmen who are not receiving special education services and are enrolled in schools that were open in both spring 2005 and spring 2013, respectively.

Interpretive Summary

There is good reason for skepticism about educational reforms. Practitioners have seen reforms come and go and are naturally dubious about the potential of “the next new thing” to take root and make real change. Researchers are also very skeptical of findings with big effects. And yet, CPS’s focus on on-track moved an entire system. The evidence in this brief shows that the improvements in ninth grade on-track rates can result in dramatic improvements in graduation rates three years later. It is hard to overstate the significance of these findings.

The on-track initiative reframed the problem of school dropout from an outcome that is outside the control of educators to one that can be managed through effective school-based strategies. What is striking is how substantial improvements in performance can result from a targeted approach that also allows schools latitude in their strategy. In contrast to the common assumption that school dropout is an intractable problem in urban schools, the improvements in on-track and graduation rates in the primary- and secondary-mover schools suggest that students’ performance is actually highly malleable.

Ninth grade is a pivotal year that provides a unique intervention point to prevent school dropout. What is clear is that no matter how a school increases on-track rates in ninth grade, graduation rates improve three years later. When schools concentrate their efforts on helping students make a successful transition to ninth grade, it results in dramatic increases in graduation.

Chicago’s focus on on-track provides an important case study of the use of data to build the capacity of high school educators to manage complex problems and create systems of continuous improvement. The success of this initiative raises unanswered questions about how data use changed educators’ behaviors, why some schools continued to improve and others did not, and, in particular, why this specific approach was so effective in generating improvements in the system’s lower performing schools. All of these questions would be important subjects for further research.

In contrast to the common assumption that school dropout is an intractable problem in urban schools, the **improvements in on-track and graduation rates** in the primary- and secondary-mover schools **suggest that students’ performance** is actually highly malleable.

References

Dynarski, M., Clarke, L., Cobb, B., Finn, J., Rumberger, R., and Smink, J. (2008).

Dropout Prevention: A Practice Guide (NCEE 2008–4025). Washington, DC: National Center for Education Evaluation and Regional Assistance, Institute of Education Sciences, U.S. Department of Education. Retrieved from <http://ies.ed.gov/ncee/wwc>.

Endnotes

- 1 Baum, S., Ma, J., and Payea, K. (2013). *Education Pays 2013: The Benefits of Higher Education for Individuals and Society*. New York, NY: The College Board. Retrieved from <https://trends.collegeboard.org/sites/default/files/education-pays-2013-full-report.pdf>.
Bureau of Labor Statistics. (2014). *Earnings and Unemployment Rates by Educational Attainment*. Washington, DC. Retrieved from http://www.bls.gov/emp/ep_chart_001.htm.
Bureau of Labor Statistics. (2013). *Educational Attainment for Workers 25 Years and Older by Detailed Occupation*. Retrieved from http://www.bls.gov/emp/ep_table_111.htm.
- 2 Stillwell, R., and Sable, J. (2013). *Public School Graduates and Dropouts from the Common Core of Data: School Year 2009-10*. Washington, DC: National Center for Education Statistics. Retrieved from <http://nces.ed.gov/pubsearch/pubsinfo.asp?pubid=2013309rev>.
- 3 Swanson, C. (2009). *Closing the Graduation Gap: Educational and Economic Conditions in America's Largest Cities*. Bethesda, MD: Editorial Projects in Education Research Center. Retrieved from http://www.edweek.org/media/cities_in_crisis_2009.pdf.
- 4 Reardon, S.F. (2011). The widening academic achievement gap between the rich and the poor: New evidence and possible explanations. In R. Murnane and G. Duncan (Eds.), *Wither Opportunity? Rising Inequality and the Uncertain Life Chances of Low-Income Children* (pp. 91-116). New York, NY: Russell Sage Foundation Press.
- 5 Krop, R., Carroll, S., Vernez, G., and Rydell, C.P. (2000). *The return to increased public expenditures on education*. Draft Paper Series: DRU-2316-CAE. Santa Monica, CA: RAND Corporation.
- 6 Dynarski, M., Clarke, L., Cobb, B., Finn, J., Rumberger, R., and Smink, J. (2008). *Dropout Prevention: A Practice Guide* (NCEE 2008–4025). Washington, DC: National Center for Education Evaluation and Regional Assistance, Institute of Education Sciences, U.S. Department of Education. Retrieved from <http://ies.ed.gov/ncee/wwc>.
- 7 Allensworth, E.M, and Easton, J.Q. (2005). *The On-Track Indicator as a Predictor of High School Graduation*. Chicago, IL: The University of Chicago Consortium on Chicago School Research.
Allensworth, E.M., and Easton, J.Q. (2007). *What Matters for Staying On-Track and Graduating in Chicago Public High Schools: A Close Look at Course Grades, Failures, and Attendance in the Freshman Year*. Chicago, IL: The University of Chicago Consortium on Chicago School Research.
- 8 Miller, S.R. and Allensworth, E.M. (2002). Progress and problems: Student performance in CPS high schools, 1993 to 2000. Chapter 2 (pp. 51-87) In Valerie Lee (Ed.), *Reforming Chicago's High Schools: Research Perspectives on School and System Level Change*, (pp. 51-87). Chicago, IL: The University of Chicago Consortium on Chicago School Research.
- 9 Allensworth, E.M., and Easton, J.Q. (2007).
- 10 Ali, K., Basley, J., Flores, Q., Goud, L., Jackson, M. K., Jones, I., Key, E., Ponder, P., Rodriguez, W., Samuel-Stewart, C., Smith, C., Summage, S., Thomas, J., and Thomas, R. (2010). *Freshmen On-Track: A Guide to Help You Keep Your Freshmen On-Track to Graduate*. Chicago, IL: Chicago Public Schools, Department of Graduation Pathways. Retrieved from <http://www.chooseyourfuture.org/sites/default/files/fot-freshmen-on-track-handbook.pdf>.

ABOUT THE AUTHORS

MELISSA RODERICK, PHD, is the Hermon Dunlap Smith Professor at the School of Social Service Administration at the University of Chicago (SSA) and a co-director at UChicago CCSR where she leads the organization's postsecondary research. Professor Roderick is also the senior director of the Network for College Success, a network of high schools focused on developing high-quality leadership and student performance in Chicago's high schools. Professor Roderick is an expert in urban school reform, high school reform, high-stakes testing, minority adolescent development, and school transitions. Her new work focuses on understanding the relationship between students' high school careers and preparation, their college selection choices and their postsecondary outcomes through linked quantitative and qualitative research. From 2001 to 2003, Professor Roderick served as Director of Planning and Development for CPS. Professor Roderick has a PhD from the Committee on Public Policy from Harvard University, a master's degree in Public Policy from the John F. Kennedy School of Government at Harvard University, and an AB from Bowdoin College.

THOMAS KELLEY-KEMPLE is a research analyst with the Postsecondary Transition Project, a sponsored project of UChicago CCSR based at SSA. His current work focuses on senior year coursetaking in CPS high schools and its effect on college attainment and retention. He received his BA from the University of Chicago in Public Policy.

DAVID W. JOHNSON is the Associate Director of Postsecondary Studies at SSA and UChicago CCSR and a doctoral candidate at SSA. His research interests focus on school culture and climate, school improvement and processes of institutional change, and postsecondary access and attainment for urban students. His dissertation research focuses on how high schools become socially organized to improve college-going among low-income, minority, and first-generation college students. David holds an AM from the SSA and an MDiv from the Divinity School at the University of Chicago, as well as an BA from Washington University in St. Louis. Prior to joining UChicago CCSR, David taught elementary school in the Washington DC Public Schools.

NICOLE O. BEECHUM is a doctoral student at SSA. She received her AM from SSA in 2006 and a BA in Political Science from Mount Saint Mary's College in Los Angeles in 2001. Nicole is currently working on various projects for the Postsecondary Transition Project at UChicago CCSR, including research examining the International Baccalaureate (IB) program in Chicago Public Schools (CPS) and understanding college match among CPS graduates. Her research interests include the school-level factors that affect academic identities and academic outcomes for African-American adolescent males in large urban school districts.

This report reflects the interpretation of the authors. Although UChicago CCSR's Steering Committee provided technical advice, no formal endorsement by these individuals, organizations, or the full Consortium should be assumed.

CONSORTIUM ON CHICAGO SCHOOL RESEARCH

Directors

ELAINE M. ALLENSWORTH

Lewis-Sebring Director
Consortium on Chicago
School Research

JENNY NAGAOKA

Deputy Director
Consortium on Chicago
School Research

MELISSA RODERICK

*Hermon Dunlap Smith
Professor*
School of Social Service
Administration
University of Chicago

PENNY BENDER SEBRING

Founding Director
Consortium on Chicago
School Research

Steering Committee

LILA LEFF

Co-Chair
Umoja Student Development
Corporation

**KATHLEEN ST. LOUIS
CALIENTO**

Co-Chair
Spark, Chicago

Ex-Officio Members

TIMOTHY KNOWLES

Urban Education Institute

Institutional Members

JOHN R. BARKER

Chicago Public Schools

CLARICE BERRY

Chicago Principals and
Administrators Association

AARTI DHUPELIA

Chicago Public Schools

CHRISTOPHER KOCH

Illinois State Board of
Education

KAREN G.J. LEWIS

Chicago Teachers Union

SHERRY J. ULERY

Chicago Public Schools

Individual Members

VERONICA ANDERSON

Communications Consultant

JOANNA BROWN

Logan Square Neighborhood
Association

ANDREW BROY

Illinois Network of
Charter Schools

RAQUEL FARMER-HINTON

University of Wisconsin,
Milwaukee

REYNA HERNANDEZ

Illinois State Board of
Education

CHRIS JONES

Stephen T. Mather
High School

DENNIS LACEWELL

Urban Prep Charter Academy
for Young Men

RUANDA GARTH

MCCULLOUGH
Loyola University, Chicago

LUISIANA MELÉNDEZ

Erikson Institute

LISA SCRUGGS

Duane Morris LLP

LUIS R. SORIA

Chicago Public Schools

BRIAN SPITTLE

DePaul University

MATTHEW STAGNER

Mathematica Policy Research

AMY TREADWELL

Chicago New Teacher Center

ERIN UNANDER

Al Raby High School

ARIE J. VAN DER PLOEG

American Institutes for
Research (Retired)

KIM ZALENT

Business and Professional
People for the Public Interest

UCHICAGOCCSR

THE UNIVERSITY
OF CHICAGO
CONSORTIUM ON CHICAGO
SCHOOL RESEARCH

1313 East 60th Street
Chicago, Illinois 60637
T 773-702-3364
F 773-702-2010

ccsr.uchicago.edu

OUR MISSION The University of Chicago Consortium on Chicago School Research (UChicago CCSR) conducts research of high technical quality that can inform and assess policy and practice in the Chicago Public Schools. We seek to expand communication among researchers, policymakers, and practitioners as we support the search for solutions to the problems of school reform. UChicago CCSR encourages the use of research in policy action and improvement of practice, but does not argue for particular policies or programs. Rather, we help to build capacity for school reform by identifying what matters for student success and school improvement, creating critical indicators to chart progress, and conducting theory-driven evaluation to identify how programs and policies are working.



THE UNIVERSITY OF
CHICAGO

UEI

URBAN
EDUCATION
INSTITUTE