

Center for Educational Performance and Information

District User Guide to Reporting and Reviewing Graduation and Dropout Information

Last Updated: 7/28/2025

Questions:

Email: cepi@michigan.gov



Contents

Introduction	3
Your Account	4
Graduation Rate Appeals Window Checklist.....	4
Exit Status Audit Window Checklist.....	7
Review the Current and Previous Two Years' Cohort Student Lists	7
How to Use This Report	8
Submitting Graduates or Exit Status Corrections	8
Primary Education Providing Entity	9
Submitting UIC Linking Requests	11
Requesting a Cohort Status or Cohort Year Change.....	13
GAD Application	15
Introduction	15
District Dashboard.....	15
Student List.....	16
Student Data	17
Audit Finding Requests.....	18
High School Equivalency Data	18
Reports.....	20
MI School Data Preview.....	22
Appendix A - Categories of Student Cohort Status	23
Appendix B – Exit Status to Cohort Status Crosswalk	25
Appendix C – Residency Codes	27
Appendix D – Acceptable Exit Status Documentation.....	28

Introduction

This guide provides districts with resources on how to review and correct data used to calculate graduation and dropout rates before rates are made public. This includes how to locate and review graduation and dropout rate data, how to correct data previously submitted in error, and how to request changes after the Graduation Rate Appeals Window closes.

During the Graduation Rate Appeals Window, districts may update data used for calculating graduation and dropout rates via SRM and Cohort Year Change requests in MSDS. Exit status corrections not submitted by the close of this window can only be changed by local ISD auditors through an audit finding in GAD during the Exit Status Audit Window.

Once the Exit Status Audit Window closes, final graduation and dropout rates will be calculated and no further changes will be allowed.

Please visit the [Graduation and Dropout Information web page](#) at for the most up-to-date resources on reporting and reviewing graduation and dropout information. See the [CEPI Calendar](#) for dates of the Graduation Rate Appeals and Exit Status Audit Windows.

Your Account

To be an authorized MSDS and GAD user, you must have a MiLogin account. If you do not have a MiLogin account, you can reference the [MiLogin User Guide](#), which provides instructions on how to create an account and subscribe to applications.

Once you have a MiLogin account, you will need to subscribe to both Michigan Student Data System (MSDS) and the Graduation and Dropout (GAD) Application.

You must also complete and submit a [User Application Security Form](#). Follow the link and the security agreement form can be found by selecting the appropriate user type.

If you need to remove access to CEPI Applications for an authorized user, you may complete and return an [Authorized User Removal Request Form](#).

Graduation Rate Appeals Window Checklist

Below is a checklist of suggested tasks district users can perform during the Graduation Rate Appeals window to make sure the data used to calculate their graduation and dropout rates are as accurate as possible.

Suggested Graduation Rate Appeals Window tasks and instructions

- ☐ Review Graduation and Dropout dates and deadlines.
 - [CEPI Graduation and Dropout Information web page](#)
 - [CEPI Calendar](#)
 - *Tip: It's important to understand when the review of cohort data ends. Once the review period ends, data are finalized and districts will not be able to appeal their graduation and dropout rates.*
- ☐ Review the Cohort Student List report for the current and previous two years in MSDS.
 - Four-year, five-year and six-year rates will be calculated.
 - Use the Student Record Maintenance Collection to submit corrections or updates to student exit statuses.
 - **Note: Only your ISD auditor can make exit status updates for students who exited prior to the current school year, as these data have been previously audited. Submit proper documentation to your auditor (see Appendix D) and they will submit an audit finding when GAD opens in October for the exit status audit.**
- ☐ Review the appealable graduation and dropout rates in GAD.

- Appealable rates show what the district's final graduation and dropout rates will be if no further changes are submitted. CEPI will send a notice when these appealable rates are available for review.
- *Tip: It's important to review the appealable rates for any erroneous or incorrect data (e.g., all twelfth graders reported as dropouts, no graduates reported, etc.).*
- Confirm that graduates were reported in the EOY General Collection and verify their exit statuses are correct.
 - If your graduates were not submitted in the EOY Collection, submit them in the SRM Collection.
 - Report graduates by Aug. 31 so they are considered "on-track."
 - Review your graduates for Early Middle College program participation. Submit any program additions or removals in the SRM Collection.
- Submit your end-of-summer graduates no later than the close of the Graduation Rate Appeals window.
 - Use the SRM Collection to submit and certify the final dispositions of end-of-summer graduates.
 - Report graduates by Aug. 31 so they are considered "on-track."
- Verify that the students reported as graduates during the EOY General Collection did, in fact, graduate.
 - **MSDS will generate a field-level error if a student with a cohort status of Graduated is submitted with an exit status of Continuing in any future collection, by any district.**
 - If any students in your district were misreported as graduates, please see the "Submitting Exit Status Corrections" section for instructions on how to correct these students.
- Review your Primary Education Providing Entity reports in MSDS to ensure that data submitted in the EOY General Collection are correct.
 - If the PEPE for a student is incorrect, contact CEPI Customer Support no later than the close of the Graduation Rate Appeals window to request a PEPE change.
 - Please note that there must be corresponding submission records to support the request. PEPE changes cannot be approved for entities that have never reported the student.
- Submit student Unique Identification Code linking requests in MSDS.
 - You may want to focus your efforts on finding multiple UICs for students with Missing Expected Report or Dropout cohort statuses.
 - *Tip: Search for variations in a student's name (including suffix), date of birth and gender.*
- Submit any necessary cohort year changes to your district auditor.

- If a reporting error placed a student in the wrong cohort year, there **MUST** be corresponding submission records to support the request (i.e., the student must be reported in the correct grade in at least one certified collection prior to request).
 - If the district placed an immigrant student in the incorrect grade upon enrollment, the student **MUST** be reported with Program Participation code 9130 (Immigrant), there **MUST** be a corresponding submission record to support the request (i.e., the student must be reported in the correct grade in at least one certified collection prior to request), and the request **MUST** be submitted during the Graduation Rate Appeals Window of the school year they first enroll in a Michigan school or the school year following.
 - *Tip: Students in an approved Early Middle College program have their cohort year automatically increased by one year. If the student is reported as no longer participating, their cohort year will be automatically decreased by one year. Cohort Change Requests are not necessary.*
- If your district is a GED testing center, work with your GED coordinator to get a list of students from your district who have tested and obtained a GED. Ensure that those students have been submitted with exit status code "05" (GED Completer).
- Focus your efforts on students with certain cohort status categories (MERs, Dropout and Off-Track Continuing).
- MERs and Dropouts: Look in your local student information system for an updated status that was not submitted to MSDS.
 - Off-Track Continuing: Look in your local student information system. The student may have graduated but that status was entered in the previous school year and was not rolled into the new school year.
 - *Tip #1: Review the student's CA-60. There may be documentation with information on the student's status (moved out of state, went to nonpublic school, etc.) that was not entered into your local student information system.*
 - *Tip #2: If information in your local system or the CA-60 states that the student went to another school district, you may want to contact the district in question to determine what happened to the student.*
- Continue to download and review your cohort and PEPE reports in MSDS.
- Cohort and PEPE data and reports are updated upon certification of the SRM Collection.
 - Ensure that corrections or updates submitted in the SRM Collection are reflected in the MSDS reports.

Exit Status Audit Window Checklist

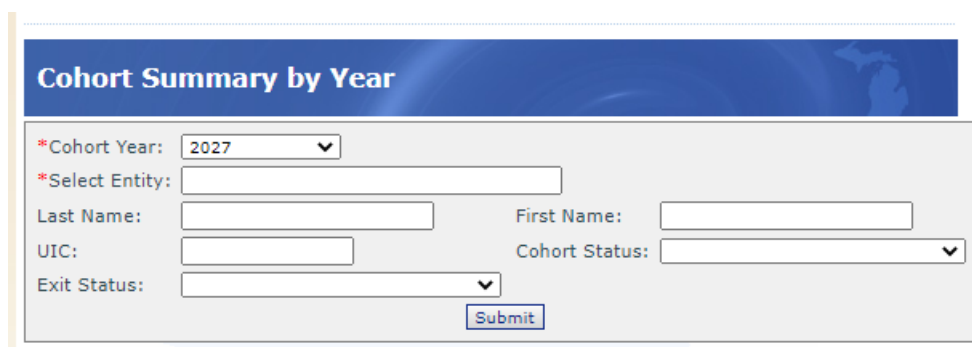
Below is a checklist of suggested tasks district users can perform during the Exit Status Audit window to make sure the data used to calculate their graduation and dropout rates are as accurate as possible.

Suggested Exit Status Audit Window tasks and instructions

- ☐ Review the auditable graduation and dropout rates in GAD, which are based on data submitted through the Graduation Rate Appeals Window.
 - Auditable rates show what the district's final graduation and dropout rates will be if no further changes are submitted. CEPI will send a notice when these rates are available for review.
- ☐ If necessary, submit proper documentation to your ISD Auditor (see Appendix D – Acceptable Exit Status Documentation) for any further corrections that need to be made to your graduation and dropout data.
 - The auditor must request changes (via audit finding) in GAD no later than the close of the Exit Status Audit window.
- ☐ Review the audit findings submitted by your ISD Auditor in GAD and follow up with them if necessary.

Review the Current and Previous Two Years' Cohort Student Lists

The Cohort Student List, located under the Grad Cohort menu, is a list of students assigned to a particular cohort year by cohort status. This report is updated upon certification of the SRM Collection, or for General Collections, once collection closeout is completed. Students are sorted alphabetically by last name.



The screenshot shows a web form titled "Cohort Summary by Year". It contains several input fields and a submit button. The fields are: "*Cohort Year:" with a dropdown menu showing "2027"; "*Select Entity:" with a text input field; "Last Name:" with a text input field; "First Name:" with a text input field; "UIC:" with a text input field; "Cohort Status:" with a dropdown menu; and "Exit Status:" with a dropdown menu. A "Submit" button is located at the bottom right of the form.

To run this report, select a cohort year and an entity (building or district). You can filter by cohort status, exit status, student last/first name or UIC. Please refer to Appendices A and B for definitions of cohort statuses and exit statuses, respectively.

* Cohort Year:

* Select Entity:

Last Name: First Name:

UIC: Cohort Status:

Exit Status:

UIC	Last Name	First Name	Cohort Status	EGY	Exit	Exit Reason	Exit Date	Building	District
			On-Track Continuing	2026	19	Expected to continue in the same school district		Vandenboom Alternative High School (07755)	Marquette Area Public Schools (52170)
			On-Track Continuing	2026	19	Expected to continue in the same school district		Vandenboom Alternative High School (07755)	Marquette Area Public Schools (52170)

The report will display students for the chosen graduation cohort year. Students are placed in a cohort when they are first identified as ninth graders. If a student is first reported in tenth grade or higher, cohort assignment is based on the grade the initial Michigan public school district reported. For more information on how students are assigned to a cohort, please refer to the "Understanding Michigan's Graduation and Dropout Rates" document on the [Graduation and Dropout Information web page](#).

How to Use This Report

Verify that each student is reported with the correct cohort status and cohort year. Pay special attention to the current and previous two cohort years, as graduation and dropout rates will be calculated for these years. Below are some suggestions:

- For the current cohort, verify that all students who graduated within four years have a cohort status of On-Track Graduated. Verify that any students not graduating at the end of four years, but continuing with the district, have a cohort status of Off-Track Continuing.
- For the prior year's cohort, verify that any students who graduated after four years, but within five years, have a cohort status of Off-Track Graduated.
- For the cohort from two years ago, verify that any students who graduated after five years, but within six years, have a cohort status of Off-Track (+5) Graduated.

Submitting Graduates or Exit Status Corrections

If, after reviewing the cohort student list for the current and previous two years' cohorts, you discover that one or more students have an incorrect cohort status, you must submit those students in the SRM Collection with the appropriate exit codes. Once the SRM Collection is certified, the cohort status will be updated automatically. If a student's cohort status does not update as you would expect, please contact CEPI customer support. All exit status corrections must be submitted

and certified in the SRM Collection by the close of the Graduation Rate Appeals window.

Submitting previously unreported graduates/completers

Report the appropriate exit date and exit status in the SRM record. For students to be considered “on-time graduates,” the **Exit Date** and **As of Date** for the student records must be on or before **Aug. 31**. The SRM Collection will not allow an Exit Date or As of Date after Aug. 31.

Correcting students who were misreported as graduates/completers

If you misreported a student as a graduate or GED completer during the current school year, the SRM record **MUST** contain the following:

- Exit Status code “**19**” (expected to continue)
- As of Date = Exit Date of the **graduate or GED record**
(Example: If the student was misreported as graduated with a 6/5/2025 exit date, the As of Date on the SRM record **must be** 6/5/2025.)

Students who were reported as exiting, but are actually continuing in your district

The SRM record must be reported with Exit Status code “**19**” (expected to continue) and the As of Date must be **on or after** the Exit Date of the previously reported record.

All other corrections

Submit the appropriate exit status and exit date (if applicable). Once the SRM Collection is certified, the cohort status will be updated automatically. If the student’s cohort status does not update as you would expect, please contact CEPI customer support.

REMINDER: Only your ISD auditor can make exit status updates for students who exited prior to the current school year, as these data have been previously audited. Submit proper documentation to your auditor (see Appendix D – Acceptable Exit Status Documentation) and they will submit an audit finding when GAD opens in October for the exit status audit.

Primary Education Providing Entity

MSDS assigns a PEPE for each public school student submitted in MSDS. This is used in determining accountability for graduation cohort and accountability scorecard purposes. Students submitted with nonpublic or homeschool residency codes are not assigned a PEPE. A list of residency codes can be found in Appendix C.

Only an authorized user for the district identified as the PEPE for a student can update that student's master record data (Personal Core characteristics). For students who do not have an assigned PEPE, any user may update the master record.

CEPI determines PEPE based on the fall, spring and end-of-year general collections and the SRM Collection in MSDS. For general collections, the process to update PEPE is run after the collection closes (not when the district certifies). For the SRM Collection, PEPE is updated upon the collection being certified.

Below are the rules used to determine how PEPE is assigned:

- If a student is reported as Continuing (exit status "19") by only one entity for a given MSDS collection cycle, regardless of full-time equivalency membership, then that district and building become the PEPE.
- If a student is reported as Continuing (exit status "19") in multiple entities in a general collection, the entity that reported the greater proportion of FTE is the PEPE.
- If a student is reported with terminating exit statuses of 01, 02, 03, 04, 05, 40 or 41, PEPE is assigned to the entity that reported the terminating exit status.
- If a student is reported with Other Completer exit statuses of 06, 20 or 21, PEPE is assigned to the entity that reported the Other Completer status.
- If the exit status for a student equals any exit code other than those referenced above, PEPE remains with the last entity that reported the student as continuing.
- When both a unique education provider and a school report a student, the school will be the PEPE for the student. However, if only a UEP (e.g., Career and Technical Education entities and Michigan Math/Science Center buildings) reports a student, it will be the PEPE for the student.
- If PEPE cannot be determined from multiple records, the record goes into "resolution" in MSDS, and a CEPI staff member will determine PEPE.

Student Roster Report

The Student Roster Report is available for users to determine the PEPE status for their students submitted in a particular year. This report lists students and their PEPE district as well as school year flags. The report is located in the Certified Data Reports area on the left tool bar.

NOTE: Users will be prompted to open the report or save it to their computers.

Requesting a Change in PEPE

In rare cases, users may discover that the PEPE district or building for a student is incorrect. Users may request changes to a student's PEPE during the Graduation Rate Appeals Window.

Before requesting a PEPE change, please note the following:

- In most cases, the PEPE is already correct based on the rules previously described.
- If you believe your district should be the PEPE for a student **as of the current school year**, submit and certify an SRM record for that student with exit status "19" (expected to continue) and the appropriate As of Date. Once the SRM Collection is certified, the student's PEPE will update automatically.
- PEPE changes will NOT be approved for new enrollments for the next school year. PEPE will update once the students are submitted in a subsequent MSDS Collection.

If you still believe a PEPE change is necessary, please email CEPI Customer Support (cepi@michigan.gov) with the following information:

- Student's UIC (please do not include student names or other personally identifiable information)
- The student's current PEPE district and building
- The 5-digit district and building code the PEPE should be assigned to
- An explanation as to why the PEPE should be changed

The PEPE request will be sent to the appropriate CEPI staff for review. The request will be approved or denied, and the requester will be contacted with the determination.

Submitting UIC Linking Requests

A user may find that the same student has been assigned more than one UIC. When this occurs, it is important that the user requests to link those UICs. Linking UICs allows the history of those student records to be tied together. Linking also allows students to be appropriately tracked over time, which is essential for calculating graduation and dropout rates. A system administrator will review and approve/deny every linking request based on the information provided in the request.

Users may want to focus on searching for multiple UICs for students with a MER or Dropout cohort status.

Users may find multiple UICs for students by using the Student Search function in MSDS.

Tip: You may want to search for variations in a student's name, date of birth and gender.

Procedures

1. From the Student History screen, select **Request to Link** from the Action dropdown.

Student History

Name: _____

Gender: _____

Secondary UICs: _____ [Unlink](#)

Last Updated: EOY 2011 General Collection 2010-2011 PEPE District: Western School District (38010)

Orig. Cohort Year: 2011 PEPE Building: Western High School (04476)

Cohort Year: 2011

Exp. Grad Year: 2011

Action: [Request to Link](#) [Go](#) [Back](#)

2. Click the **Go** button.
3. Enter each UIC you wish to link in the UIC column. Up to six UICs may be linked.

Student Link Request

[Validate All](#)

UIC	Last Name	First Name	Middle Name	DOB	PEPE District	PEPE Building	Cohort Year	Primary
6380850010								<input type="radio"/>
<input type="text"/>								<input type="radio"/>
<input type="text"/>								<input type="radio"/>
<input type="text"/>								<input type="radio"/>
<input type="text"/>								<input type="radio"/>
<input type="text"/>								<input type="radio"/>

*Justification:

[Submit Request](#) [Cancel](#)

4. Choose the radio button for the primary UIC.
5. Add the reason for the link request in the Justification text box.
6. Click the **Validate All** button to confirm that you are requesting to link valid UICs.
7. Click the **Submit Request** button.

Linking requests are placed in a queue for the MSDS system administrator to review. The request will be approved or denied based on the information submitted. You may review your request and the status of your request on the Manage Linking Requests screen.

Manage Linking Requests

The Manage Linking Requests screen will display students for whom linking requests have been submitted. This screen lets users review the status of their requests.

Link Request Summary

[Filter...](#)

Status (Approved), Request Date From (06/23/2010), Request Date To (06/25/2010)

UIC	Last Name	First Name	Middle Name	D.O.B.	District Building	Primary
7727916969	DOE	JOHN		01/01/1994	Grosse Ile Township Schools (82300)	Grosse Ile Middle School (01510)
4164140895	Doe	Johnny		01/01/1994		

Request Justification:

Request approved.

Same student.

[Resubmit](#)
[Approve](#)
[Deny](#)
[Deny Forever](#)

Requested By: Meghann E Omo Request Date: 06/24/2010

Response By: Meghann E Omo Response Date: 06/24/2010 Status: Approved

Items per page: 10 Page 1 of 1

The Status at the bottom of each request will display whether the request has been approved or denied. A Status of "New" means a system administrator has yet to review the request. To filter the list, click the Filter button.

Requesting to Unlink UICs

In some cases, UICs are linked, and are later determined to be two different students. If this occurs, users should request to unlink the UICs and split the history of those records. Splitting the history of two previously linked UICs assigns the appropriate history records to the correct UIC.

If you determine that UICs have been linked in error, please email CEPI Customer Support (cepi@michigan.gov) with the following information:

- Your district name and 5-digit district code
- The linked UICs (please do not include student names or other personally identifiable information)
- An explanation for why you believe these UICs have been linked in error

CEPI will send an email message once the UICs have been unlinked.

Requesting a Cohort Status or Cohort Year Change

In rare cases, a student's cohort *status* or cohort *year* may be incorrect.

Pay special attention to students with a cohort status of "Off-Track Continuing." These students may have been assigned to an incorrect cohort year. As a reminder, students are placed in the cohort when they are first identified as ninth graders. If a student is first reported in tenth grade or higher, cohort assignment is based on the grade that the initial Michigan public school district reported.

Requesting a Cohort Status Change during the appeals window:

Please refer to the [Submitting Exit Status Corrections](#) section. Once the SRM Collection is certified, the cohort status will be updated automatically. If the student's cohort status does not change as expected, please contact CEPI customer support.

Requesting a Cohort Year Change:

A Cohort Year Change Request can only be submitted in the following circumstances.

- A student has been incorrectly assigned to a cohort year and there are corresponding submission records to support the request. (Example: A student was misreported in ninth grade and was actually an eighth grader.)
- The district placed an immigrant student in the incorrect grade upon enrollment, the student was reported with Program Participation code 9130 (Immigrant), there is a corresponding submission record to support the request (i.e., the student must be reported in the correct grade in at least one certified collection prior to request), and the request has been submitted during the Graduation Rate Appeals Window of the school year they first enroll in a Michigan school or the school year following.

Procedure:

Submit any necessary cohort year change requests to your ISD auditor. The auditor will verify the request fulfills the above criteria and submit the request form through MSDS.

Reminders:

- Only your ISD auditor can make exit status updates for students who exited prior to the current school year, as these data have been previously audited. Submit proper documentation to your auditor (see Appendix D – Acceptable Exit Status Documentation) and they will submit an audit finding when the GAD Application opens in October for the exit status audit.
- Students reported as participating in an approved early/middle college program (i.e., reported with program participation code "3500") will have their cohort year automatically increased by one year. If a student is reported as no longer participating in the program (i.e., program participation code "3500" is omitted), their cohort year will be automatically decreased by one year. Cohort year change requests are not necessary. Students participating in approved early/middle college programs will be considered on-time graduates if they obtain a high school diploma AND an associate degree in five years. Additional years will not be approved.

GAD Application

Introduction

GAD lets district users review their graduation and dropout rate reports prior to rate publication in February of each year. Data in this application are based on a snapshots taken during the following periods. Notification is sent to authorized users when these snapshots are completed.

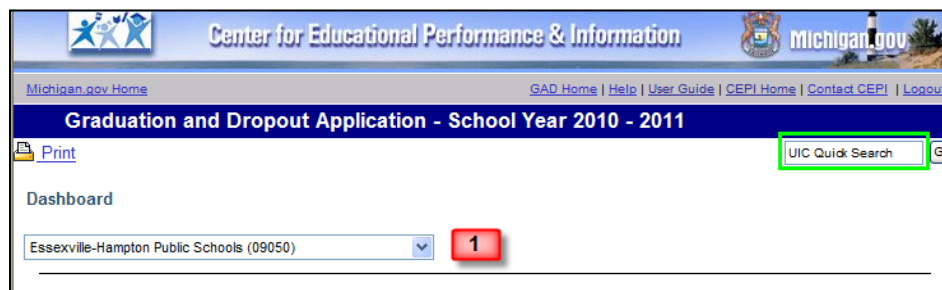
- Mid-August: Appealable graduation and dropout rates are provided, using MSDS data submitted through the most recent End-of-Year General Collection. District users may submit necessary changes in MSDS during the Graduation Rate Appeals Window.
- Mid-October: Auditable graduation and dropout rates are provided, using updated data submitted during the Graduation Rate Appeals Window. Any further corrections can only be made through an audit finding by your ISD auditor, supported with documentation submitted by the district to the ISD. Exit status corrections for students who exited prior to the current school year can only be made by ISD auditors through an audit finding, as these data have been previously audited.

Final graduation and dropout rates are available for preview in the MI School Data portal in February. Please review the [MI School Data Preview](#) section for instructions for obtaining access to the portal.

District Dashboard

After you have logged in and selected your district, a screen similar to the following will appear. There are several options from this screen. See the instructions below for more information.

Note: A UIC Quick Search box is available in the upper right corner of the screen. By entering a UIC here, you will be able to go directly to a student's record. This feature is at the top of all GAD screens.



1. District Selection - To view information on a particular school district, first select a district from the drop-down menu. A summary of student data for your selection will appear.

2. Review - This option allows users to review previously submitted data. The chart below the button provides summary information.

My District's Summary			
Review 2 View Printable Page			
Status/School	2009 Total Students	2010 Total Students	2011 Total Students
Garber High School (01358)			
Dropout	2	1	1
Exempt	17	5	7
Missing Expected Record (MER)	2	2	2
Off-Track Continuing	0	2	15
Off-Track Graduated	2	3	0
On-Track Continuing	0	0	0
On-Track Graduated	117	142	134
Building Total	140	155	159
District Total	140	155	159

3. My District's Requests - This section summarizes audit findings submitted by your ISD auditor.

My District's Requests						
Audit 3 View Audit Findings Student List						
	2009	2010	2011	2012	2013	2014
► Finding Requests	1	0	0	0	0	0

4. Reports - These are provided to aid you in the review process.

Reports							
4							
Cohort Report	Essexville-Hampton Public Schools (09050)	2011	PDF	View Report			
Cohort Student Search	Enter UIC Here	View Report					
Graduation Rate Report	Essexville-Hampton Public Schools (09050)	PDF	View Report				

Student List

After clicking the Review button from the dashboard page (under My District's Summary), the Student List page will appear. Select a building and cohort year from the drop-down menus to view student records from all status categories in that building and cohort year.







Student List		
Below is a dropdown box containing the buildings within the district(s) you are authorized to view and edit student data. If multiple buildings exist, select a building from the dropdown menu to view the students from all status categories within that building. After viewing, select a student to view a detailed record and request changes.		
Essexville-Hampton Public Schools (09050)	Garber High School (01358)	2009

After viewing the list, you can click a student name to see the detailed record. The menu bar above the student names contains the following data elements (click the

column headings to sort). An explanation of the status icons can be found in Appendix A - Categories of Student Cohort Status.

[View Status Icon Legend](#) | All Statuses

Showing 1 - 25 of 210 results << < 1 2 3 4 5 6 7 8 9 > >> View 25 records per page

1	2	3	4	5	6	7	8	9
Name	UIC	Local ID	Exp. Grad Year	Exit Code	Exit Date	Enrollment Date	Res. Code	Last Cycle Reported
			2023	<u>16</u>	8/30/2021	11/14/2016	<u>14</u>	Fall 2021
			2024	<u>07</u>	4/19/2021	9/4/2018	<u>02</u>	EOY 2021
			2022	<u>11</u>	6/4/2022	9/3/2019	<u>14</u>	EOY 2022
			2024	<u>07</u>	8/31/2021	1/6/2020	<u>14</u>	Fall 2021
			2024	<u>16</u>	12/1/2021	3/17/2021	<u>14</u>	Spring 2022
			2024	<u>07</u>	10/9/2021	9/2/2008	<u>02</u>	Spring 2022

1. Name - Last and first name of the student
2. UIC - Unique Identification Code provided by CEPI
3. Local ID - Identification Code provided by the district
4. Expected Graduation Year - Calculated using the cohort's standard graduation year plus the cohort's current grade minus the student's last reported grade
5. Exit Code - Code that describes the reason a student left school (see Appendix B for code list)
6. Exit Date - Date student exited the district
7. Enrollment Date - Date student entered the district
8. Residency Code - Code that describes the student's residency status (see Appendix C for code list)
9. Last Cycle Reported - Last MSDS cycle that data was collected for the student

Student Data

After you click a student name from the Student List page, the Student Data page will appear. This displays a detailed summary for the student. The rows of data directly below the name (**A**) represent the current data for the selected student. The historical data (**B**), listed further down the page, is a collection of previous data submissions. Hover over any underlined number to see the definition of that code. Here is a breakdown on data not yet mentioned:

Cohort Year: 2011

Female

Race/Ethnicity: Black or African American

Student ID: 000287335

1 Dropout

2 3 4 5

Enroll Date	Exit Status	Exit Date	Last Cycle	Grade	Age as Dec. 1	Student Res.	Expected Grad. Year	Stu. w/Dis	LEP	Migrant	Homeless	Econ Dis.
9/2/1997	07	9/24/2010	Fall 2010	11	18	14	2012	N	N	N	N	Y

Historical Data

6

Cycle	District Name	Building Name	Exit Status	Exit Date	Enroll Date	FTE	Grade
Fall 2007	Lansing Public School District	Everett High School	19		9/2/1997	1.00	09
Spring 2008	Lansing Public School District	Everett High School	19		9/2/1997	1.00	09
EOY 2008	Lansing Public School District	Everett High School	19		9/2/1997	0.00	09
Fall 2008	Lansing Public School District	Everett High School	19		9/2/1997	1.00	10
Spring 2009	Lansing Public School District	Everett High School	19		9/2/1997	1.00	10
EOY 2009	Lansing Public School District	Everett High School	19		9/2/1997	1.00	10
Fall 2009	Lansing Public School District	Everett High School	19		9/2/1997	1.00	11
Spring 2010	Lansing Public School District	Everett High School	19		9/2/1997	1.00	11
EOY 2010	Lansing Public School District	Everett High School	19		9/2/1997	1.00	11
Fall 2010	Lansing Public School District	Everett High School	07	9/24/2010	9/2/1997	0.00	11

1. Student cohort status.
2. Last Cycle - Last MSDS collection cycle submitted for this student
3. Grade - Current grade for this record
4. Age as of Dec. 1 - Age as of Dec. 1 for the most recent collection cycle
5. Categorical Eligibility - Yes/No eligibility status for Special Education, Limited English Proficient, Migrant, Homeless and Economically Disadvantaged
6. FTE - Full-time equivalency

Audit Finding Requests

During the Exit Status Audit Window, district users may view a summary of audit findings submitted by the ISD Auditor.

Lansing Public School District (33020) Select Building All Years

1

Save Changes

Audit Findings Request(s) Total Records: 27

Showing 1 - 25 of 27 results View 25 records per page

ID	Requester/Requested Date	Cohort Year	UIC	Name	DOB	Gender	Student Number	Old Exit Status	Old Exit Date	New Exit Status	New Exit Date	Status Approve Deny
F3604	12/25/2011 3:06 PM	2010				M	000286568	07	9/8/2010	08	9/8/2010	Approved
	View Comments											
F1336	11/30/2011 2:02 PM	2011				M	000283735	07	3/25/2010	08	3/25/2010	Approved
	View Comments											

2 3

1. Select a building and a cohort year from the drop-down menu.
2. To view auditor comments, click the **View Comments** link.
3. Click the UIC hyperlink to view current and historical data for that student.

High School Equivalency Data

1. CEPI now receives GED/HSE exam results from the state workforce agency (currently LEO-Workforce). Beginning with the 2020-21 school year, these results are incorporated into grad rate processing as follows:
 - Records are matched between LEO's and CEPI's data systems.

- Results are applied to Dropouts and Missing Expected Records (MERs) in the current and two previous cohort years.
 - Processing occurs as part of auditable grad rate calculation and will appear in GAD and MSDS in time for the Exit Status Audit Window in October.
2. HSE data are visible to users as State GAD Audit Findings in both GAD and MSDS.
 3. As a result of the HSE data, students' Cohort Status will be updated to GED Completer (Exit Code 05) and the Exit Date will be set to 8/31 as displayed in the images below. The updates will also be reflected in the Cohort Student List (MSDS) and the Cohort report (GAD).

GAD Audit Findings Student List:

Sampled	Audited	Status	High School Equivalency	Cohort	Last Cycle Updated	Name	UIC	DOB	Gender	Grade	Local ID	Original Exit Code	Exit Date
<input type="checkbox"/>	<input type="checkbox"/>	<input checked="" type="radio"/>	<input checked="" type="checkbox"/>	2021	GAD 2021			3/7/2002	M	09	90392265	05	8/31/2021

New Exit Code:

New Exit Date:

Comments:

☐ 01-Associate Degree

☐ 02-60 Transferrable Credits

☐ 03-Professional Certification

☐ 04-MEMCA Certificate

☐ 05-Registered Apprenticeship

GAD Individual Student page:

Cohort Year: 2019

DOB:

Race/Ethnicity:

Student ID:

GED Completer

Enroll Date	Exit Status	Exit Date	Last Cycle	Grade	Age as Dec. 1	Student Res.	Expected Grad. Year	Stu. w/Dis	LEP	Migrant	Homeless	Econ.Dis.
3/20/2017	05	8/31/2021	GAD 2021	09	21	06	2019	N	N	N	Y	Y

Historical Data

Cycle	District Name	Building Name	Exit Status	Exit Date	Enroll Date	FTE	Grade
Fall 2015	Michigan Virtual Charter Academy	Michigan Virtual Charter Academy	19		1/12/2015	1.00	09
Spring 2016	Michigan Virtual Charter Academy	Michigan Virtual Charter Academy	19		1/12/2015	1.00	09
EOY 2016	Michigan Virtual Charter Academy	Michigan Virtual Charter Academy	19		1/12/2015	0.00	09
Fall 2016	Jonesville Community Schools	Jonesville Pathways	19		9/8/2016	1.00	11
Spring 2017	Jonesville Community Schools	Jonesville Pathways	19		9/8/2016	1.00	09
EOY 2017	Jonesville Community Schools	Jonesville Pathways	16	4/11/2017	3/20/2017	0.00	09
GAD 2021	Jonesville Community Schools	Jonesville Pathways	05	8/31/2021	3/20/2017	0.00	09

MSDS Student History:

Student History

Name:

Gender: M Date of Birth:

UIC:

Cohort Status: GED Completer

Secondary UIC:

Last Updated: Spring 2019 General Collection 2018-2019

PEPE District: Detroit Public Schools Community District (82015)

Orig. Cohort Year: 2021

PEPE Building: Cody High School (00018)

Cohort Year: 2021

Exp. Grad Year: 2021

Action: Request to Link Go Back

Collection	District	Building	UIC	Last Name	First Name	Middle Name	Date Of Birth	Gender	Racial Ethnic Code	Date Of Enrollment	Grade	Exit Status	Exit Date	FTE	As Of Date
GAD Cohort 2021	Detroit Public Schools Community District (82015)	Cody High School (00018)					09/07/2007				09	Completed general education with an equivalency certificate (GED)	08/31/2021	0.00	08/31/2021

Reports

The report section of the site lets you generate three reports for the districts you are authorized to view. All reports can be generated from the Dashboard screen.

Reminder: These reports are based on a snapshot of data at a particular point in time described below.

- During the Graduation Rate Appeals window, these reports are based on a snapshot as of the EOY General Collection.
- During the Exit Status Audit window, these reports take into account updates made during the Graduation Rate Appeals window.

The screenshot shows a web interface titled "Reports" with a "Hide Details (...)" link. It contains three report options:

- Cohort Report:** Includes a dropdown menu for "Essexville-Hampton Public Schools (09050)", a dropdown for "2011", a dropdown for "PDF", and a "View Report" button. A red box with the number "1" is next to the "View Report" button.
- Cohort Student Search:** Includes a text input field labeled "Enter UIC Here" and a "View Report" button. A red box with the number "2" is next to the "View Report" button.
- Graduation Rate Report:** Includes a dropdown menu for "Essexville-Hampton Public Schools (09050)", a dropdown for "PDF", and a "View Report" button. A red box with the number "3" is next to the "View Report" button.

1. The Cohort Report provides a student-level list for an individual cohort year. Each building appears on a separate page. Students are initially sorted by cohort status and last name. Select a district, cohort year, and report format from the drop-down menus and then click **View Report**. This report is best viewed in Excel format and can be helpful for users to identify students who make up a particular demographic subgroup.
2. The Cohort Student Search lets you print an individual student's historical record. Enter a valid UIC and then click **View Report**. The report will open in PDF format.
3. The Graduation Rate Report provides district- and building-level 4-, 5- and 6-year appealable/auditable graduation and dropout rates for the current year. Select a district and format from the drop-down menus and then click **View Report**.

MI School Data Preview

In February, districts may preview their final graduation and dropout rates in MI School Data before the data are released to the public. No further changes to the rates are allowed. CEPI will send a communication when the final rates are available for preview.










Please note:


- You must be a MI School Data authorized user to preview the graduation and dropout rates and access student-level detail.
- Your user account must include a "preview" role, to preview the current year's rates. Without this role, you will only be able to view rates for prior school years.
- If you do not have a MI School Data user name and password, or your user account does not provide "preview" access to the graduation and dropout rates, please contact your ISD or your district's technical support.

To access the District Graduation and Dropout Rates, please follow these steps:

- Log in to [MI School Data](https://www.mischooldata.org/) (https://www.mischooldata.org/) with your user name and password. (The login button is on the upper right side of the landing page.)
- Click on "K-12 Grade" on the top toolbar.
- Click on "Students" on the left toolbar, then select "Grad/Drop Rate."
- Choose the ISD and district you wish to review.
- Select the school year, report category and rate year desired, then click "Update Report."
- Once the report is generated, you may access student-level details by clicking on the desired section of the bar graph OR clicking the "Student Breakdown" radio button.

Appendix A - Categories of Student Cohort Status

Icon	Cohort Status Categories	Category Definitions
	Missing Expected Record (MER)	<p>a: Students who were last reported in MSDS with a continuing status (exit status code 19) yet were not reported in a subsequent collection.</p> <p>b: Students who were last reported as transferring to another district (exit status code 08), yet no other district reported them in a subsequent collection.</p> <p>c: Students who were reported as graduating from another district (42), yet no other district reported them as a graduate or completer (01 – 06, 20, 21, 40, 41) in the same collection.</p>
	Dropout	Students who were last reported in MSDS with exit status codes categorized as "Dropout" for graduation cohort purposes (i.e., exit status codes 07, 10, 11, 13, 16, 17 and 18), and who were not reported as continuing by another district in subsequent collections.
	Exempt	Students who were last reported to MSDS with exit status codes categorized as "Exempt" for graduation cohort purposes (i.e., exit status codes 09, 12, 14 and 15).
	Other Completers	Students who were last reported in MSDS with exit status codes categorized as "Other Completers" (i.e., exit status codes 06, 20 and 21) for graduation rate purposes.
	GED Completer	Students who were last reported in MSDS with exit status code 05 (GED) or included in the data received from the state workforce agency with a passing HSE score.
	Off-Track – Continuing	Students who were last reported to MSDS with exit status codes of "Expected to continue in the same school district" (19), yet their expected graduation year is greater than their cohort year.
	On-Track – Continuing	Students who were last reported to MSDS with exit status codes of "Expected to continue in same school district" (19), and their expected graduation year is earlier than or equal to their cohort year.
	On-Track – Graduated	Students who were last reported to MSDS with exit status codes categorized as "Graduated" for graduation cohort purposes (i.e., exit status codes 01, 02, 03 and 04) and their graduation year is less than or equal to their cohort year.
	Off-Track Graduated	Students who were last reported to MSDS with exit status codes categorized as "Graduated" for graduation cohort purposes (i.e., exit status codes 01, 02, 03 and 04) and

Icon	Cohort Status Categories	Category Definitions
		their graduation year is one year greater than their cohort year.
	Off-Track (+5 year) – Graduated	Students who were last reported to MSDS with exit status codes categorized as “Graduated” for graduation cohort purposes (i.e., exit status codes 01, 02, 03 and 04) and their graduation year is more than one year greater than their cohort year.

Appendix B – Exit Status to Cohort Status Crosswalk

Exit Code	Exit Status Code Definition	Cohort Status Category*
01	Graduated from general education with a diploma	Graduated
02	Graduated from general education with diploma and applied to a degree-granting college/university	Graduated
03	Graduated from an alternative program with a diploma	Graduated
04	Graduated from general education and applied to a non-degree-granting institution	Graduated
05	Completed general education with an equivalency certificate (GED)	GED Completer
06	Completed general education with other certificate (e.g., certificate of attendance, district competency test)	Other Completers
07	Dropped out of school	Dropout
08	Enrolled in another district in Michigan	If not located in other district, Dropout; if located, apply exit code of other district
09	Moved out of state	Exempt
10	Expelled from the school district (no further services)	Dropout
11	Enlisted in military or Job Corps prior to graduation	Dropout
12	Deceased	Exempt
13	Incarcerated	If not located or not receiving services to be on track for a diploma, Dropout
14	Enrolled in home school. May also be used for students who withdraw from a district to attend an out-of-state cyber school or virtual school.	Exempt
15	Enrolled in nonpublic school. May also be used for students who withdraw from a district to attend a nonpublic in-state cyber school or virtual school.	Exempt
16	Unknown	Dropout
17	Placed in a recovery or rehabilitative program	Dropout
18	Left adult education	Dropout
19	Expected to continue in the same school district	On-Track or Off-Track Continuing, depending on

Exit Code	Exit Status Code Definition	Cohort Status Category*
		expected graduation year
20	Special education – Received certificate of completion	Other Completers
21	Special Education – Reached maximum age and exited the K-12 system	Other Completers
40	Graduated from an early/middle college with a high school diploma AND one of the following: 60 transferrable college credits, an associate degree, credential, MEMCA certification, and/or acceptance into a registered apprenticeship	Graduated
41	Graduated from an early/middle college with only a high school diploma	Graduated
42	Graduated from another district	If not located in other district, Dropout; if located, apply exit code of other district

* All students in the cohort are searched for in subsequent collections, in other locations, despite their exit statuses. Only the final disposition counts towards cohort status.

Appendix C – Residency Codes

Non-resident:

Code	Description
01	Non-K-12 district
02	Section 105 school of choice (within same ISD)
03	Section 105c school of choice (outside contiguous ISD)
04	Nonpublic school student
05	No cooperative agreement, no release, not exempted
06	All other non-resident students
07	Home schooled non-resident

Resident:

Code	Description
08	Nonpublic school student
09	Section 24 juvenile detention facility
10	For new PSAs (fall only)
11	School for the deaf/blind
12	Section 6(4)(d) non-special education juvenile detention
13	Emotionally impaired special education students served by DHHS facility
14	All other resident students
15	Home-schooled resident

Appendix D – Acceptable Exit Status Documentation

Exit Status	Definition	Allowable Documentation
01, 02, 03, 04, 05, 06, 20, 21, 40, 41	Graduated or completed	<ul style="list-style-type: none"> • Official transcript or diploma. • Official alpha list of graduates/completers from the student management software, which includes pupil's name, UIC, date of birth and MSDS completion status; sorted by building, then by completion status, then by pupil's last name. • Exit Status 40 requires a high school transcript that includes the college credits earned and documented proof of the Additional Award(s) earned: <ul style="list-style-type: none"> • Associate Degree: College transcript • 60 Transferrable College Credits: College transcript • Professional Certification: College transcript • MEMCA Certificate: Copy of certificate and log of hours/activities participated in • Participation in a Registered Apprenticeship: College transcript and apprenticeship documentation showing student is participating in or completed a Department of Labor Registered Apprenticeship
09	Moved out of state	<ul style="list-style-type: none"> • Request for student records from a receiving public or private high school or an educational program (that culminates in a regular high school diploma). • Written record of a response from an official in the receiving school or program acknowledging the student's enrollment. • For migrant pupils, documentation of student's out of state enrollment in the federal Migrant Student Information Exchange (MSIX). • Note: The USED has ruled that a conversation with a parent or neighbor of a student, for instance, is NOT considered official written documentation of a transfer. The one exception is that if a parent informs a school administrator that the family is leaving the country, the school administrator may document this conversation in writing and include it in the student's file.
12	Deceased	<ul style="list-style-type: none"> • Confirmation from student management software that student is listed as deceased in the software. • Obituary, other newspaper article. • Program from the funeral/memorial service.

Exit Status	Definition	Allowable Documentation
		<ul style="list-style-type: none">• Written statement from the parent or guardian.• Death certificate.
14	Enrolled in home school	<ul style="list-style-type: none">• Written parental statement.• Pupil withdrawal form signed by the parent/guardian or qualified student indicating pupil is being home schooled.• Parental record request confirming pupil is homeschooled.• Statement by attendance officer (truancy officer) verifying that compulsory attendance requirements are met.• Note: The USED has ruled that a conversation with a parent or neighbor of a student, for instance, is NOT considered official written documentation of a transfer.
15	Enrolled in nonpublic school	<ul style="list-style-type: none">• Request for student records from a receiving public or private high school of an educational program (that culminates in a regular high school diploma).• Written record of a response from an official in the receiving school or program acknowledging the student's enrollment.• Note: The USED has ruled that a conversation with a parent or neighbor of a student, for instance, is NOT considered official written documentation of a transfer.